

Product Number:	85-0329
Lot Number:	319758
Expiration:	3-Feb-2024
Platform(s):	SP-X

Component	Part Number	Lot Number
CorPlex Cytokine Plate	97-0329	319758P
Biotinylated Antibody Rgt	98-0329	319740B
Sample Diluent 21	1863329	319409
IL-12p70 Calibrator	18910034	319156
IL-1 β Calibrator	18910040	319564
IL-4 Calibrator	1858452	319458
IL-5 Calibrator	1858462	319223
IFN γ Calibrator	1858260	318886
IL-6 Calibrator	18910044	319484
IL-8 Calibrator	1858454	319575
IL-22 Calibrator	18910036	319176
TNF α Calibrator	1880012	319460
IL-10 Calibrator	18910043	319215
Wash Buffer (12.5X) ¹	1863332	N/A
Streptavidin-HRP Reagent ¹	1858263	N/A
Super Signal [®] Luminol* ¹	1858089	N/A
Super Signal [®] Peroxide* ¹	1858090	N/A



Data below represents results generated on the SP-X Imaging and Analysis System

¹ Reagents are not Kit Lot Specific

*SuperSignal[®] technology is protected by US Patent #6,432,662 and is a registered trademark of ThermoFisher Scientific.

All reagents are specific for use on the SP-X platform - refer to the CorPlex Cytokine Kit Instructions (85A-0329).

Release Materials

IL-12p70

	Lot	Result (pg/mL)	Mean Range (pg/mL)
Panel 1	318935	151.8	133.1 - 204.3
Panel 2	318935	47.40	37.09 - 66.72
Panel 3	318935	15.14	13.48 - 21.97
Panel 4	318935	4.276	3.812 - 6.073
Panel 5	318935	1.305	1.188 - 2.091

IL-1 β

	Lot	Result (pg/mL)	Mean Range (pg/mL)
Panel 1	318935	25.92	12.49 - 32.68
Panel 2	318935	7.901	4.122 - 9.719
Panel 3	318935	2.608	1.349 - 3.475
Panel 4	318935	0.713	0.418 - 0.968
Panel 5	318935	0.236	0.133 - 0.345

IL-4

	Lot	Result (pg/mL)	Mean Range (pg/mL)
Panel 1	318935	58.62	51.07 - 77.41
Panel 2	318935	17.31	14.17 - 24.05
Panel 3	318935	6.178	5.217 - 8.887
Panel 4	318935	1.911	1.455 - 2.760
Panel 5	318935	0.649	0.418 - 1.250

IL-5

	Lot	Result (pg/mL)	Mean Range (pg/mL)
Panel 1	318935	56.19	43.59 - 101.9
Panel 2	318935	19.24	13.43 - 32.50
Panel 3	318935	6.012	4.948 - 11.09
Panel 4	318935	1.652	1.317 - 3.402
Panel 5	318935	0.628	0.473 - 1.224

Ranges shown are generated internally for new lot release only. Customer should generate their own control ranges.

Release Materials

IFN γ

	Lot	Result (pg/mL)	Mean Range (pg/mL)
Panel 1	318935	10.81	8.190 - 14.53
Panel 2	318935	3.336	2.393 - 4.771
Panel 3	318935	1.173	0.855 - 1.720
Panel 4	318935	0.360	0.277 - 0.494
Panel 5	318935	0.157	0.114 - 0.221

IL-6

	Lot	Result (pg/mL)	Mean Range (pg/mL)
Panel 1	318935	167.9	142.9 - 214.3
Panel 2	318935	74.69	62.87 - 99.85
Panel 3	318935	16.38	13.37 - 20.05
Panel 4	318935	7.577	5.951 - 8.927
Panel 5	318935	2.642	1.992 - 3.084

IL-8

	Lot	Result (pg/mL)	Mean Range (pg/mL)
Panel 1	318935	372.8	365.0 - 604.4
Panel 2	318935	109.9	92.02 - 191.0
Panel 3	318935	37.71	32.36 - 67.44
Panel 4	318935	10.90	9.991 - 18.54
Panel 5	318935	3.737	3.355 - 6.599

IL-22

	Lot	Result (pg/mL)	Mean Range (pg/mL)
Panel 1	318935	97.39	50.55 - 160.4
Panel 2	318935	17.16	7.411 - 28.41
Panel 3	318935	5.459	2.237 - 9.205
Panel 4	318935	1.663	0.738 - 2.619
Panel 5	318935	0.522	0.226 - 0.888

TNF α

	Lot	Result (pg/mL)	Mean Range (pg/mL)
Panel 1	318935	277.1	250.8 - 453.3
Panel 2	318935	80.59	68.46 - 156.1
Panel 3	318935	28.69	25.97 - 51.08
Panel 4	318935	8.247	7.455 - 14.81
Panel 5	318935	2.627	2.339 - 4.887

IL-10

	Lot	Result (pg/mL)	Mean Range (pg/mL)
Panel 1	318935	88.86	76.56 - 126.0
Panel 2	318935	26.58	21.73 - 39.58
Panel 3	318935	9.093	7.682 - 13.72
Panel 4	318935	2.705	2.408 - 3.832
Panel 5	318935	1.001	0.837 - 1.442

Ranges shown are generated internally for new lot release only. Customer should generate their own control ranges.

Review/Approval

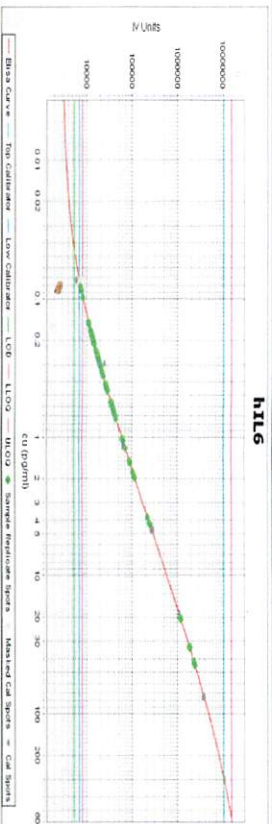
Robert Somogyi Quality Control Manager

Name

Title

 01MAY2023
Signature/Date

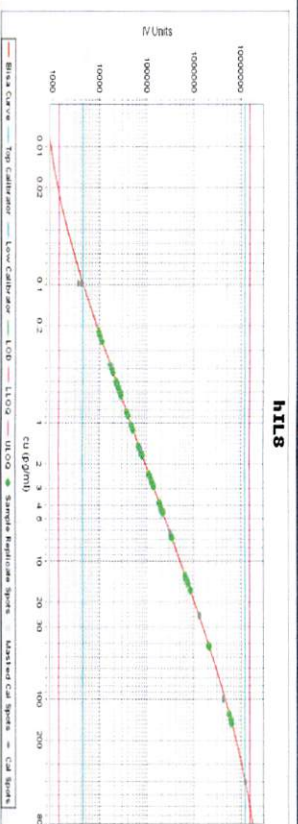
II-6 Calibration Curve



Calibrator Levels (pg/mL)

1	300
2	75
3	18.75
4	4.688
5	1.172
6	0.293
7	0.073
8	0.000

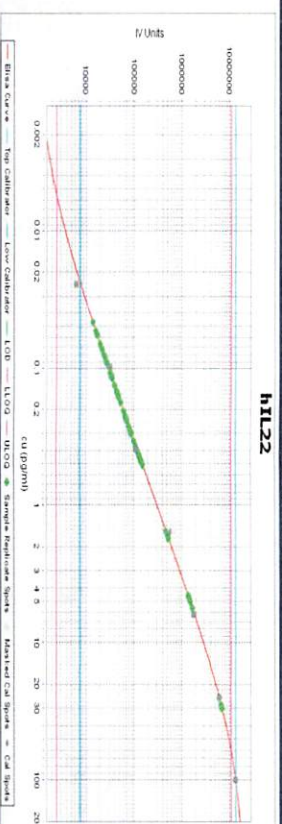
II-8 Calibration Curve



Calibrator Levels (pg/mL)

1	400
2	100
3	25.00
4	6.250
5	1.563
6	0.391
7	0.098
8	0.000

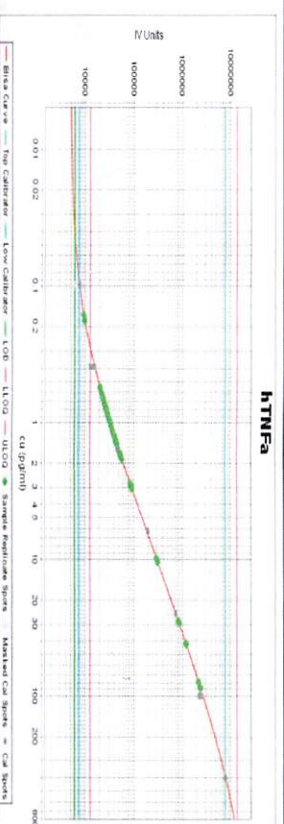
II-22 Calibration Curve



Calibrator Levels (pg/mL)

1	100
2	25
3	6.25
4	1.563
5	0.391
6	0.098
7	0.024
8	0.000

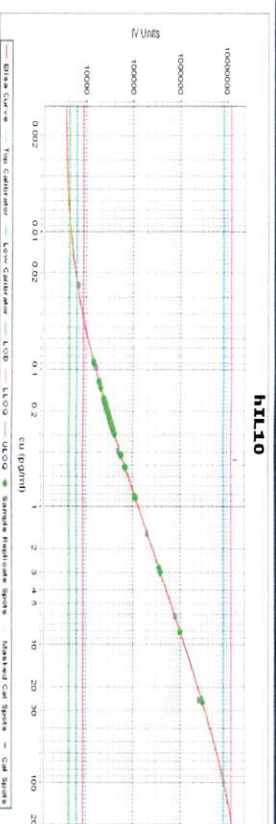
TNFα Calibration Curve



Calibrator Levels (pg/mL)

1	400
2	100
3	25.00
4	6.250
5	1.563
6	0.391
7	0.098
8	0.000

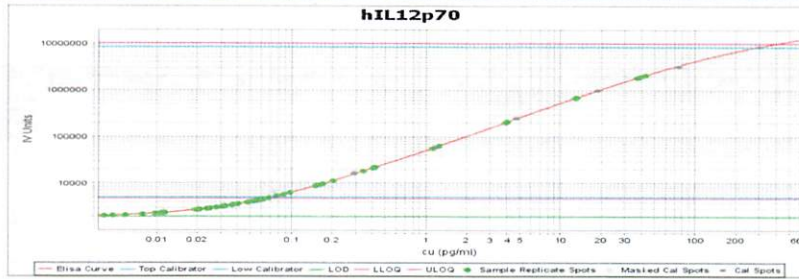
IL-10 Calibration Curve



Calibrator Levels (pg/mL)

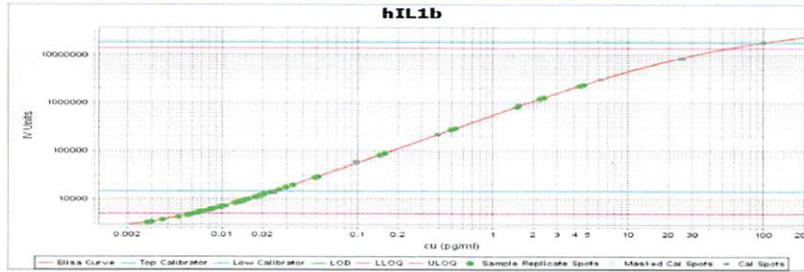
1	100
2	25
3	6.25
4	1.563
5	0.391
6	0.098
7	0.024
8	0.000

IL-12p70 Calibration Curve



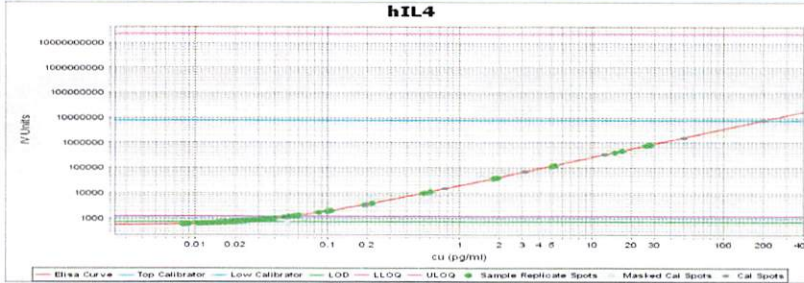
Calibrator Levels (pg/ml)	
1	300
2	75
3	18.75
4	4.688
5	1.172
6	0.293
7	0.073
8	0.000

IL-1β Calibration Curve



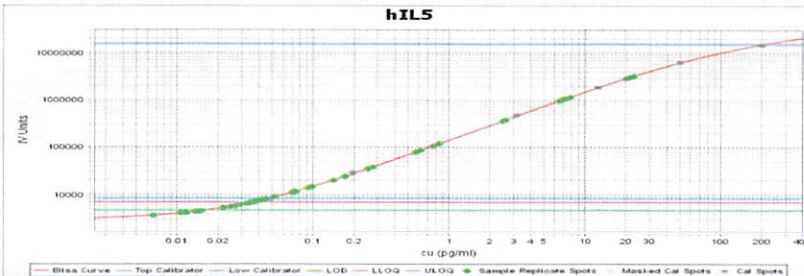
Calibrator Levels (pg/mL)	
1	100
2	25
3	6.25
4	1.563
5	0.391
6	0.098
7	0.024
8	0.000

IL-4 Calibration Curve



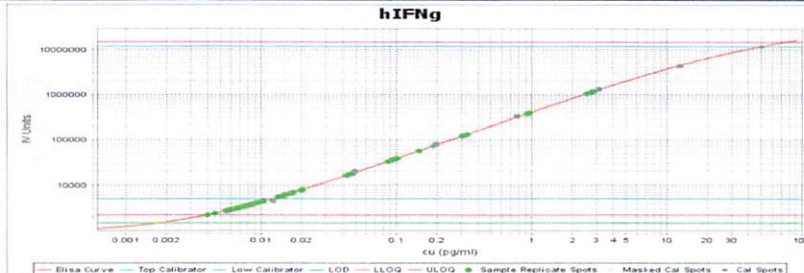
Calibrator Levels (pg/mL)	
1	200
2	50
3	12.50
4	3.125
5	0.781
6	0.195
7	0.049
8	0.000

IL-5 Calibration Curve



Calibrator Levels (pg/mL)	
1	200
2	50
3	12.50
4	3.125
5	0.781
6	0.195
7	0.049
8	0.000

IFNγ Calibration Curve



Calibrator Levels (pg/mL)	
1	50
2	12.5
3	3.13
4	0.781
5	0.195
6	0.049
7	0.012
8	0.000