

Product Number:	85-0329
Lot Number:	319929
Expiration:	3-Feb-2024
Platform(s) :	SP-X

Component	Part Number	Lot Number
CorPlex Cytokine Plate	97-0329	319823P
Biotinylated Antibody Rgt	98-0329	319494B
Sample Diluent 21	1863329	319709
IL-12p70 Calibrator	18910034	319156
IL-1 β Calibrator	18910040	319564
IL-4 Calibrator	1858452	319458
IL-5 Calibrator	1858462	318837
IFN γ Calibrator	1858260	319843
IL-6 Calibrator	18910044	319484
IL-8 Calibrator	1858454	319575
IL-22 Calibrator	18910036	319459
TNF α Calibrator	1880012	319247
IL-10 Calibrator	18910043	319215
Wash Buffer (12.5X) ¹	1863332	N/A
Streptavidin-HRP Reagent ¹	1858263	N/A
Super Signal [®] Luminol* ¹	1858089	N/A
Super Signal [®] Peroxide* ¹	1858090	N/A



Data below represents results generated on the SP-X Imaging and Analysis System

¹ Reagents are not Kit Lot Specific

*SuperSignal[®] technology is protected by US Patent #6,432,662 and is a registered trademark of ThermoFisher Scientific.

All reagents are specific for use on the SP-X platform - refer to the CorPlex Cytokine Kit Instructions (85A-0329).

Release Materials

IL-12p70

	Lot	Result (pg/mL)	Mean Range (pg/mL)
Panel 1	319839	135.3	101.2 - 193.3
Panel 2	319839	43.60	32.24 - 52.86
Panel 3	319839	17.76	12.45 - 20.78
Panel 4	319839	5.518	2.632 - 6.594
Panel 5	319839	1.973	0.764 - 2.272

IL-1 β

	Lot	Result (pg/mL)	Mean Range (pg/mL)
Panel 1	319839	15.75	10.37 - 21.04
Panel 2	319839	4.606	3.172 - 5.834
Panel 3	319839	1.768	1.201 - 2.331
Panel 4	319839	0.667	0.279 - 0.773
Panel 5	319839	0.293	0.096 - 0.301

IL-4

	Lot	Result (pg/mL)	Mean Range (pg/mL)
Panel 1	319839	75.72	45.70 - 99.67
Panel 2	319839	22.03	13.41 - 27.61
Panel 3	319839	8.794	5.612 - 11.10
Panel 4	319839	2.926	1.515 - 3.657
Panel 5	319839	1.275	0.559 - 1.400

IL-5

	Lot	Result (pg/mL)	Mean Range (pg/mL)
Panel 1	319839	59.98	27.65 - 80.96
Panel 2	319839	20.82	8.208 - 22.84
Panel 3	319839	9.165	2.848 - 9.877
Panel 4	319839	2.144	1.085 - 2.550
Panel 5	319839	1.120	0.320 - 1.170

Ranges shown are generated internally for new lot release only. Customer should generate their own control ranges.

Release Materials

IFN γ

	Lot	Result (pg/mL)	Mean Range (pg/mL)
Panel 1	319839	13.20	5.622 - 14.47
Panel 2	319839	4.276	1.692 - 4.770
Panel 3	319839	1.842	0.731 - 2.000
Panel 4	319839	0.607	0.215 - 0.692
Panel 5	319839	0.365	0.071 - 0.348

IL-6

	Lot	Result (pg/mL)	Mean Range (pg/mL)
Panel 1	319839	209.6	141.9 - 312.1
Panel 2	319839	58.30	39.07 - 73.71
Panel 3	319839	23.45	14.61 - 30.61
Panel 4	319839	9.278	4.493 - 11.67
Panel 5	319839	4.277	1.407 - 4.765

IL-8

	Lot	Result (pg/mL)	Mean Range (pg/mL)
Panel 1	319839	279.1	164.0 - 399.7
Panel 2	319839	78.60	45.67 - 107.4
Panel 3	319839	29.95	18.96 - 41.09
Panel 4	319839	10.45	6.105 - 13.08
Panel 5	319839	4.772	2.260 - 5.125

IL-22

	Lot	Result (pg/mL)	Mean Range (pg/mL)
Panel 1	319839	50.05	36.22 - 101.9
Panel 2	319839	7.331	6.825 - 14.71
Panel 3	319839	3.900	3.227 - 7.790
Panel 4	319839	0.849	0.646 - 1.509
Panel 5	319839	0.316	0.180 - 0.453

TNF α

	Lot	Result (pg/mL)	Mean Range (pg/mL)
Panel 1	319839	71.21	37.50 - 105.1
Panel 2	319839	21.61	12.23 - 27.53
Panel 3	319839	7.863	4.430 - 11.09
Panel 4	319839	2.288	1.213 - 2.913
Panel 5	319839	0.954	0.543 - 1.056

IL-10

	Lot	Result (pg/mL)	Mean Range (pg/mL)
Panel 1	319839	47.51	28.83 - 63.34
Panel 2	319839	14.49	9.000 - 18.28
Panel 3	319839	5.848	3.397 - 7.891
Panel 4	319839	2.082	1.141 - 2.386
Panel 5	319839	0.930	0.457 - 1.051

Ranges shown are generated internally for new lot release only. Customer should generate their own control ranges.

Review/Approval

Tony Iem

Quality Control
Supervisor

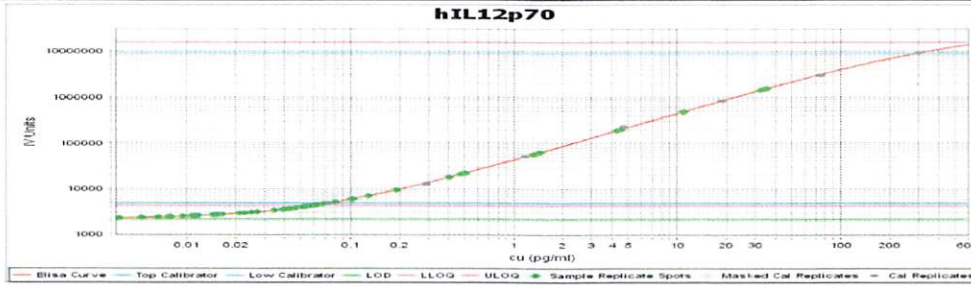
 06 JAN 2023

Name

Title

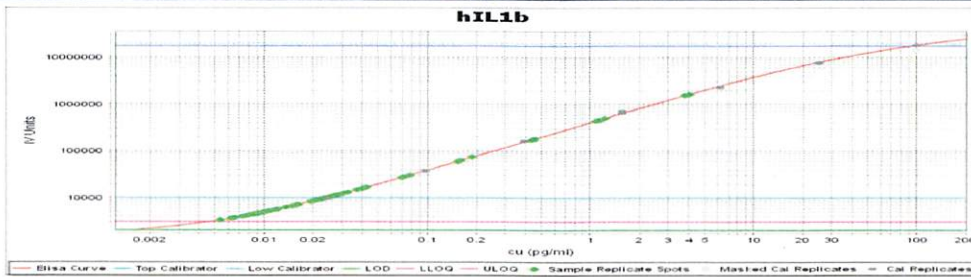
Signature/Date

IL-12p70 Calibration Curve



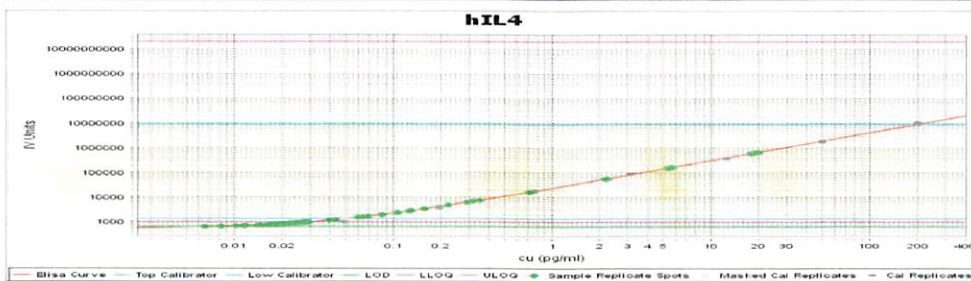
Calibrator Levels (pg/ml)	
1	300
2	75
3	18.75
4	4.688
5	1.172
6	0.293
7	0.073
8	0.000

IL-1β Calibration Curve



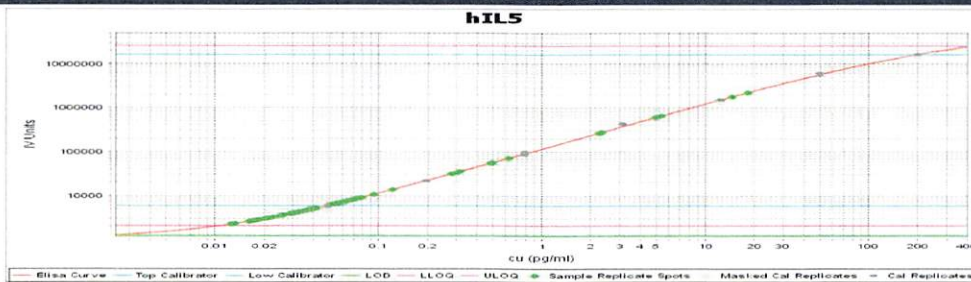
Calibrator Levels (pg/mL)	
1	100
2	25
3	6.25
4	1.563
5	0.391
6	0.098
7	0.024
8	0.000

IL-4 Calibration Curve



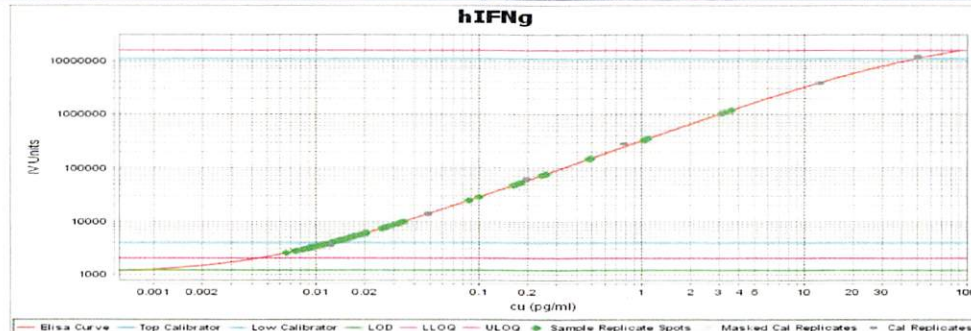
Calibrator Levels (pg/mL)	
1	200
2	50
3	12.50
4	3.125
5	0.781
6	0.195
7	0.049
8	0.000

IL-5 Calibration Curve



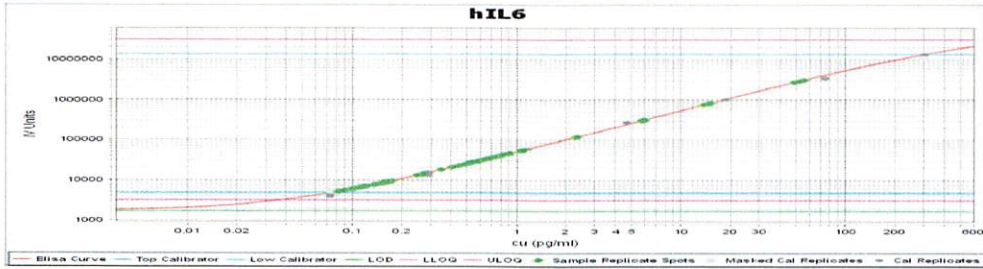
Calibrator Levels (pg/mL)	
1	200
2	50
3	12.50
4	3.125
5	0.781
6	0.195
7	0.049
8	0.000

IFNγ Calibration Curve



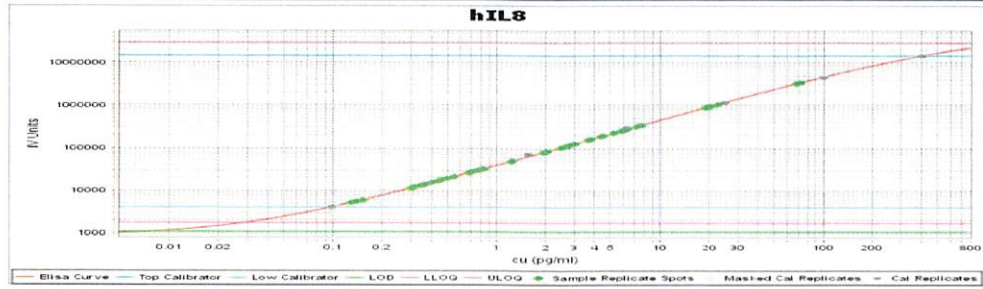
Calibrator Levels (pg/mL)	
1	50
2	12.5
3	3.13
4	0.781
5	0.195
6	0.049
7	0.012
8	0.000

IL-6 Calibration Curve



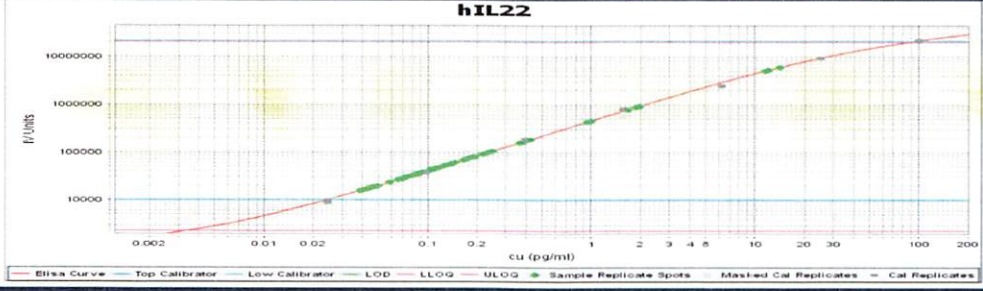
Calibrator Levels (pg/mL)	
1	300
2	75
3	18.75
4	4.688
5	1.172
6	0.293
7	0.073
8	0.000

IL-8 Calibration Curve



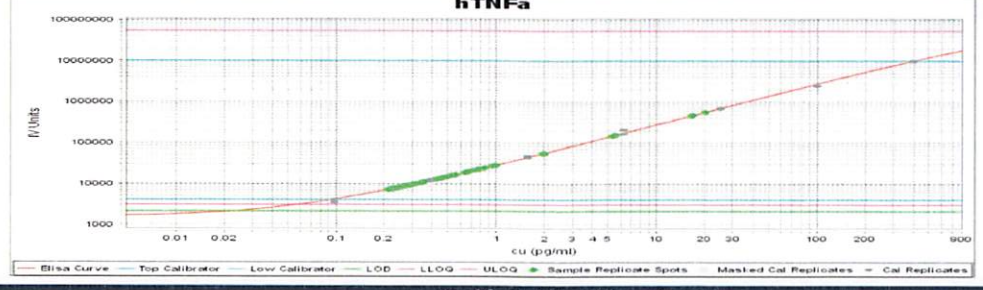
Calibrator Levels (pg/mL)	
1	400
2	100
3	25.00
4	6.250
5	1.563
6	0.391
7	0.098
8	0.000

IL-22 Calibration Curve



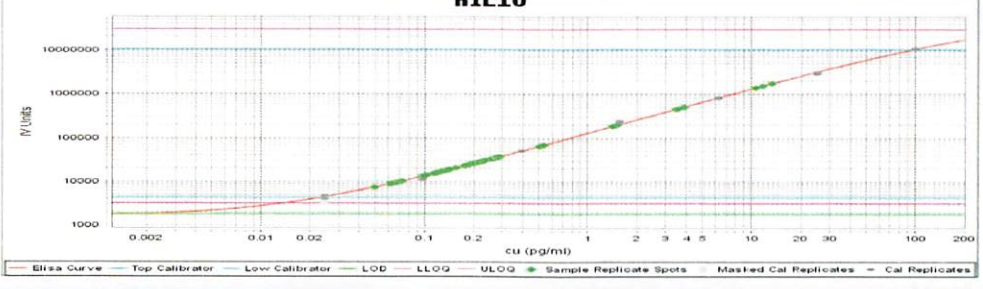
Calibrator Levels (pg/mL)	
1	100
2	25
3	6.25
4	1.563
5	0.391
6	0.098
7	0.024
8	0.000

TNFα Calibration Curve



Calibrator Levels (pg/mL)	
1	400
2	100
3	25.00
4	6.250
5	1.563
6	0.391
7	0.098
8	0.000

IL-10 Calibration Curve



Calibrator Levels (pg/mL)	
1	100
2	25
3	6.25
4	1.563
5	0.391
6	0.098
7	0.024
8	0.000