

Product Number:	85-0329
Lot Number:	319388
Expiration:	12-Nov-2022
Platform(s):	SP-X

Component	Part Number	Lot Number
CorPlex Cytokine Plate	97-0329	319388P
Biotinylated Antibody Rgt	98-0329	319388B
Sample Diluent 21	1863329	319333
IL-12p70 Calibrator	18910034	318756
IL-1 β Calibrator	18910040	319165
IL-4 Calibrator	1858452	319016
IL-5 Calibrator	1858462	318837
IFN γ Calibrator	1858260	318898
IL-6 Calibrator	18910044	319173
IL-8 Calibrator	1858454	319011
IL-22 Calibrator	18910036	318813
TNF α Calibrator	1880012	318883
IL-10 Calibrator	18910043	318755
Wash Buffer (25X) ¹	1860055	N/A
Streptavidin-HRP Reagent ¹	1858263	N/A
Super Signal [®] Luminol* ¹	1858089	N/A
Super Signal [®] Peroxide* ¹	1858090	N/A



Data below represents results generated on the SP-X Imaging and Analysis System

¹ Reagents are not Kit Lot Specific

*SuperSignal[®] technology is protected by US Patent #6,432,662 and is a registered trademark of ThermoFisher Scientific.

All reagents are specific for use on the SP-X platform - refer to the CorPlex Cytokine Kit Instructions (85A-0329).

Release Materials

IL-12p70

	Lot	Result (pg/mL)	Mean Range (pg/mL)
Panel 1	318935	176.3	140.6 - 239.0
Panel 2	318935	58.37	44.36 - 73.70
Panel 3	318935	21.37	15.74 - 23.61
Panel 4	318935	5.928	4.400 - 6.601
Panel 5	318935	1.992	1.243 - 2.397

IL-1 β

	Lot	Result (pg/mL)	Mean Range (pg/mL)
Panel 1	318935	17.47	16.60 - 33.00
Panel 2	318935	6.325	5.060 - 10.28
Panel 3	318935	2.229	1.780 - 3.430
Panel 4	318935	0.676	0.496 - 1.030
Panel 5	318935	0.241	0.151 - 0.367

IL-4

	Lot	Result (pg/mL)	Mean Range (pg/mL)
Panel 1	318935	67.97	53.27 - 82.46
Panel 2	318935	21.22	16.02 - 24.04
Panel 3	318935	7.690	6.011 - 9.016
Panel 4	318935	2.545	1.729 - 2.776
Panel 5	318935	0.931	0.434 - 1.312

IL-5

	Lot	Result (pg/mL)	Mean Range (pg/mL)
Panel 1	318935	76.16	54.07 - 121.1
Panel 2	318935	26.15	18.39 - 34.26
Panel 3	318935	9.867	6.909 - 11.42
Panel 4	318935	2.704	2.007 - 3.306
Panel 5	318935	1.010	0.615 - 1.271

Ranges shown are generated internally for new lot release only. Customer should generate their own control ranges.

Release Materials

IFN γ

	Lot	Result (pg/mL)	Mean Range (pg/mL)
Panel 1	318935	9.402	9.152 - 15.15
Panel 2	318935	3.725	2.766 - 5.014
Panel 3	318935	1.337	1.021 - 1.670
Panel 4	318935	0.445	0.320 - 0.515
Panel 5	318935	0.184	0.142 - 0.223

IL-6

	Lot	Result (pg/mL)	Mean Range (pg/mL)
Panel 1	318935	177.3	140.8 - 249.6
Panel 2	318935	90.15	68.32 - 107.0
Panel 3	318935	19.25	14.11 - 21.96
Panel 4	318935	8.799	6.379 - 9.569
Panel 5	318935	3.047	1.951 - 3.380

IL-8

	Lot	Result (pg/mL)	Mean Range (pg/mL)
Panel 1	318935	462.5	287.6 - 812.3
Panel 2	318935	142.2	99.01 - 213.4
Panel 3	318935	55.30	33.87 - 79.01
Panel 4	318935	15.43	10.72 - 20.44
Panel 5	318935	5.988	3.706 - 7.504

IL-22

	Lot	Result (pg/mL)	Mean Range (pg/mL)
Panel 1	318935	121.7	73.64 - 264.5
Panel 2	318935	22.33	13.35 - 41.63
Panel 3	318935	7.967	6.048 - 11.67
Panel 4	318935	2.371	1.025 - 3.238
Panel 5	318935	0.792	0.478 - 1.052

TNF α

	Lot	Result (pg/mL)	Mean Range (pg/mL)
Panel 1	318935	312.1	213.6 - 599.8
Panel 2	318935	114.2	81.39 - 179.7
Panel 3	318935	43.86	30.07 - 60.48
Panel 4	318935	13.56	9.413 - 16.87
Panel 5	318935	4.476	2.187 - 6.149

IL-10

	Lot	Result (pg/mL)	Mean Range (pg/mL)
Panel 1	318935	98.35	86.85 - 130.3
Panel 2	318935	35.25	25.35 - 40.54
Panel 3	318935	12.82	9.246 - 13.87
Panel 4	318935	3.827	2.649 - 4.032
Panel 5	318935	1.470	0.890 - 1.546

Ranges shown are generated internally for new lot release only. Customer should generate their own control ranges.

Review/Approval

Shivani Goel

Quality Control
Manager

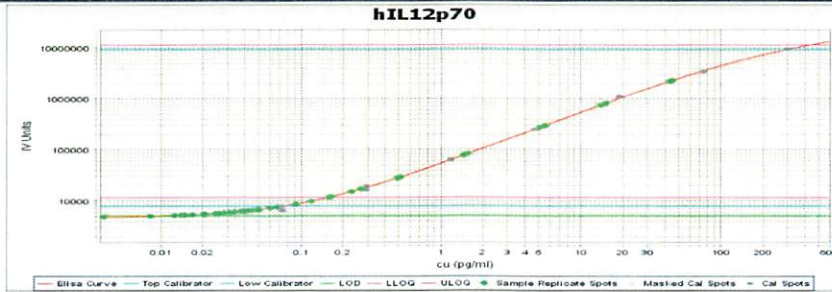
Shivani Goel 03 Dec 2024

Name

Title

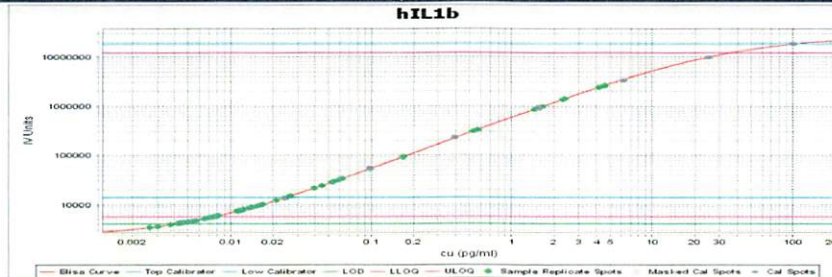
Signature/Date

IL-12p70 Calibration Curve



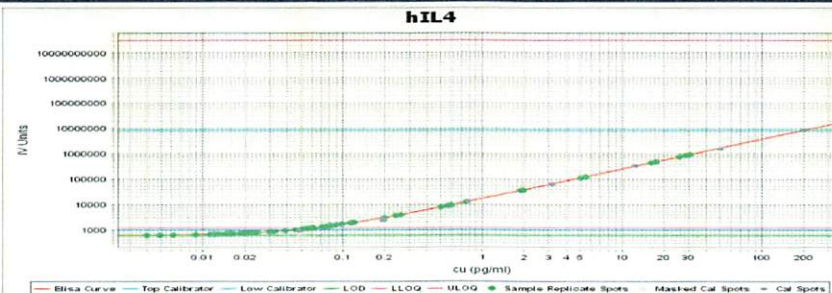
Calibrator Levels (pg/ml)	
1	300
2	75
3	18.75
4	4.688
5	1.172
6	0.293
7	0.073
8	0.000

IL-1β Calibration Curve



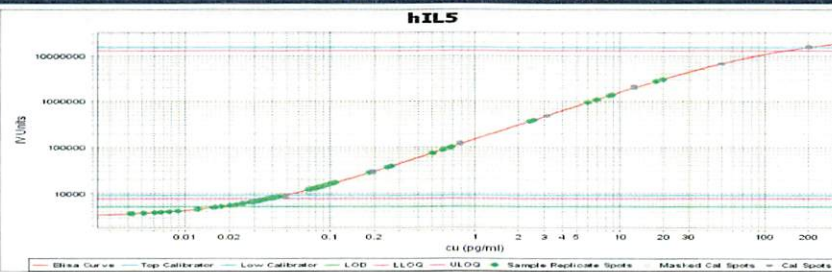
Calibrator Levels (pg/mL)	
1	100
2	25
3	6.25
4	1.563
5	0.391
6	0.098
7	0.024
8	0.000

IL-4 Calibration Curve



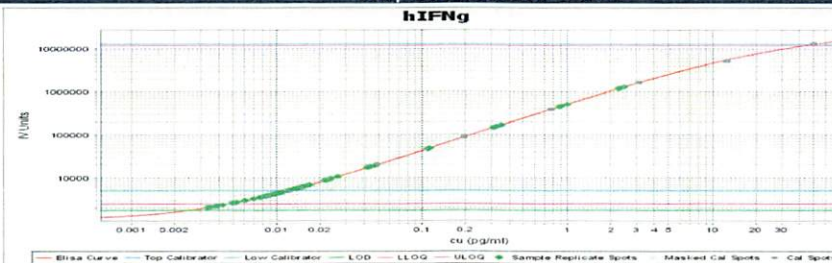
Calibrator Levels (pg/mL)	
1	200
2	50
3	12.50
4	3.125
5	0.781
6	0.195
7	0.049
8	0.000

IL-5 Calibration Curve



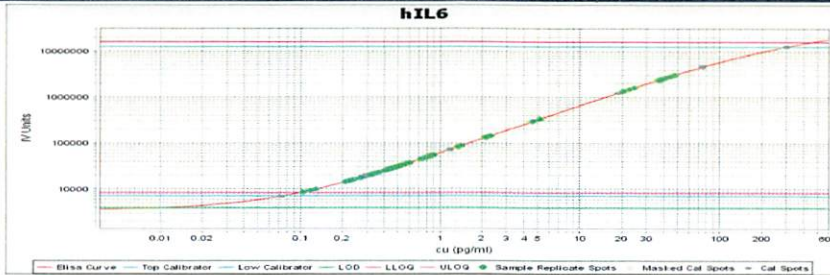
Calibrator Levels (pg/mL)	
1	200
2	50
3	12.50
4	3.125
5	0.781
6	0.195
7	0.049
8	0.000

IFNγ Calibration Curve



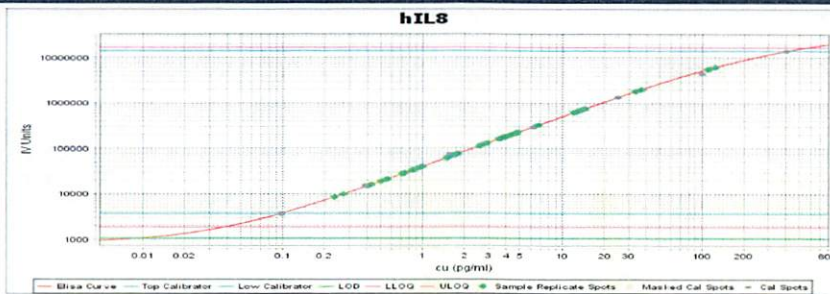
Calibrator Levels (pg/mL)	
1	50
2	12.5
3	3.13
4	0.781
5	0.195
6	0.049
7	0.012
8	0.000

IL-6 Calibration Curve



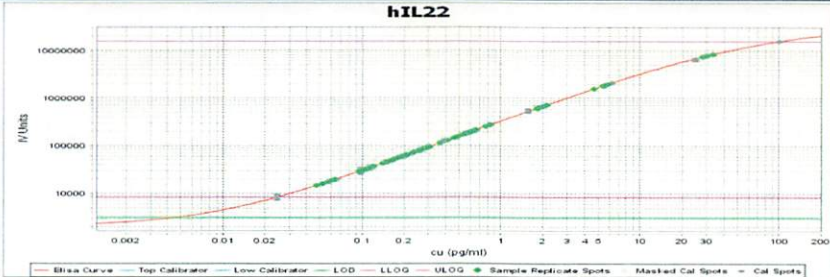
Calibrator Levels (pg/mL)	
1	300
2	75
3	18.75
4	4.688
5	1.172
6	0.293
7	0.073
8	0.000

IL-8 Calibration Curve



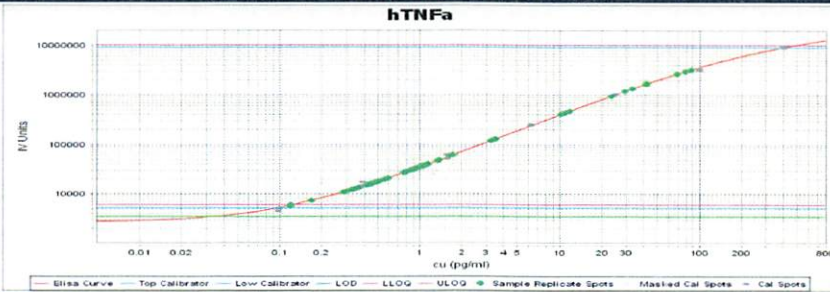
Calibrator Levels (pg/mL)	
1	400
2	100
3	25.00
4	6.250
5	1.563
6	0.391
7	0.098
8	0.000

IL-22 Calibration Curve



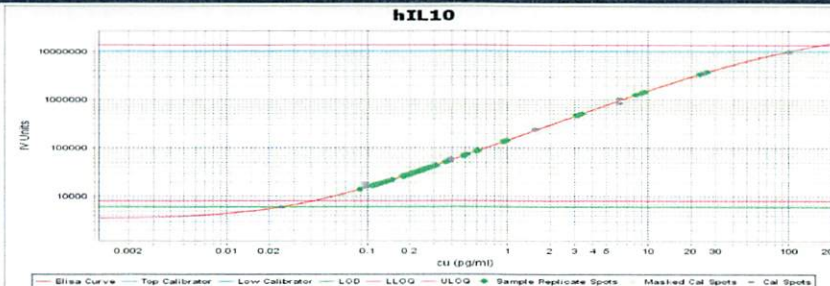
Calibrator Levels (pg/mL)	
1	100
2	25
3	6.25
4	1.563
5	0.391
6	0.098
7	0.024
8	0.000

TNFα Calibration Curve



Calibrator Levels (pg/mL)	
1	400
2	100
3	25.00
4	6.250
5	1.563
6	0.391
7	0.098
8	0.000

IL-10 Calibration Curve



Calibrator Levels (pg/mL)	
1	100
2	25
3	6.25
4	1.563
5	0.391
6	0.098
7	0.024
8	0.000