

Product Number:	102153
Lot Number:	502313
Expiration:	15-Jan-2021
Platform(s):	HD-1/HD-X & SR-X

Component	Part Number	Lot Number
Bead Reagent	102141	009009
Detector Reagent	102143	009010
SBG Reagent	102145	003006
Sample Diluent	102147	002117
Calibrators	102150	931601 / 001304
Controls	102151-102152	931602/934002
SBG Diluent (SR-X)†	103158	N/A <sup>1</sup>
RGP Reagent	103159	N/A <sup>1</sup>

<sup>1</sup> RGP is not Kit Lot Specific

† Specific for use on the SR-X platform - refer to the Simoa™ Neuro 4-Plex A SR-X Kit Instructions (KI-0031).



Data below represents results generated on the Simoa™ HD-X Analyzer.

**Release Materials**

Tau			
	Lot	Result (pg/mL)	Mean Range (pg/mL)
Control 1	931602	1.96	1.67-2.51
Control 2	934002	53.6	48.3-98.0
Panel 1	921101	0.596	0.419-2.10
Panel 2	921102	0.481	0.311-1.73
Panel 3	921103	18.0	13.5-39.2
Panel 4	921104	31.6	26.8-52.8

NF-light®			
	Lot	Result (pg/mL)	Mean Range (pg/mL)
Control 1	931602	7.95	5.44-8.16
Control 2	934002	504	370-761
Panel 1	921101	12.2	8.43-12.6
Panel 2	921102	8.85	7.00-10.5
Panel 3	921103	181	152-228
Panel 4	921104	710	565-847

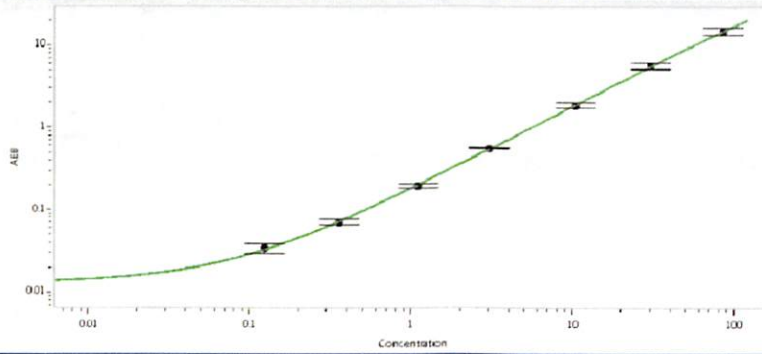
GFAP®			
	Lot	Result (pg/mL)	Mean Range (pg/mL)
Control 1	931602	20.4	17.1-25.7
Control 2	934002	918	779-1168
Panel 1	921101	70.4	66.1-99.2
Panel 2	921102	57.2	45.7-68.5
Panel 3	921103	933	924-1385
Panel 4	921104	5723	5201-8417

UCHL1®			
	Lot	Result (pg/mL)	Mean Range (pg/mL)
Control 1	931602	174	118-187
Control 2	934002	12422	10243-15364
Panel 1	921101	119	64.3-140
Panel 2	921102	106	52.9-161
Panel 3	921103	2973	2589-4060
Panel 4	921104	9057	6857-11346

Ranges shown are generated internally for new lot release only. Customer should generate their own control ranges.

Review/Approval	Patrizia Stadler	Assoc. Director, QC	<i>P Stadler</i>	14 Apr 20 20
	Name	Title	Signature/Date	

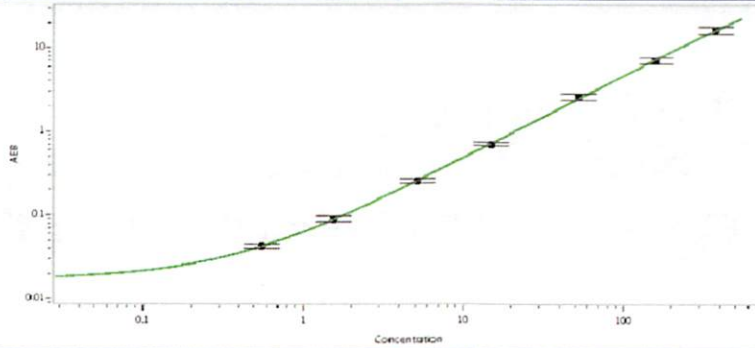
**Tau Calibration Curve**



**Calibrator Levels (pg/mL)**

A	0.000
B	0.123
C	0.357
D	1.11
E	3.04
F	10.4
G	30.5
H	85.7

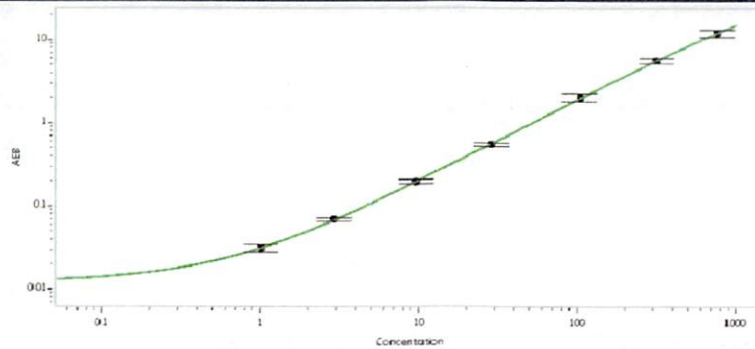
**NF-light® Calibration Curve**



**Calibrator Levels (pg/mL)**

A	0.000
B	0.554
C	1.55
D	5.22
E	15.0
F	52.6
G	159
H	378

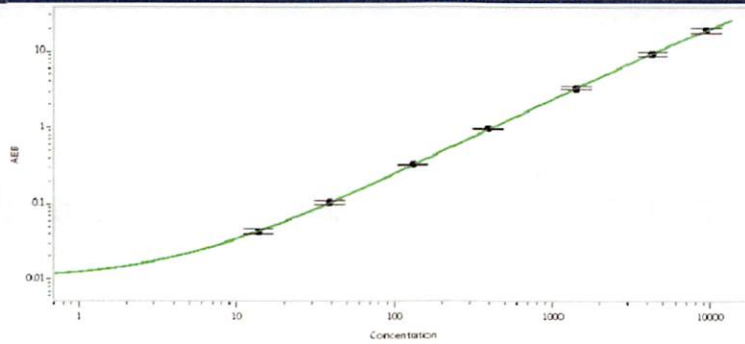
**GFAP® Calibration Curve**



**Calibrator Levels (pg/mL)**

A	0.000
B	1.02
C	2.92
D	9.71
E	28.6
F	104
G	318
H	760

**UCHL1® Calibration Curve**



**Calibrator Levels (pg/mL)**

A	0.000
B	13.8
C	38.8
D	131
E	390
F	1413
G	4256
H	9366