

Product Number:	102153
Lot Number:	502312
Expiration:	15-Jan-2021
Platform(s):	HD-X & SR-X

Component	Part Number	Lot Number
Bead Reagent	102141	009009
Detector Reagent	102143	009010
SBG Reagent	102145	003006
Sample Diluent	102147	002117
Calibrators	102150	927601
Controls	102151-102152	927602
SBG Diluent (SR-X)†	103158	N/A ¹
RGP Reagent	103159	N/A ¹

¹ RGP is not Kit Lot Specific

† Specific for use on the SR-X platform - refer to the Simoa™ Neuro 4-Plex A SR-X Kit Instructions (KI-0031).



Data below represents results generated on the Simoa™ HD-X Analyzer.

Release Materials

Tau			
	Lot	Result (pg/mL)	Mean Range (pg/mL)
Control 1	927602	2.12	1.41-2.49
Control 2	927602	92.0	75.1-113
Panel 1	921101	0.668	0.419-2.10
Panel 2	921102	0.639	0.311-1.73
Panel 3	921103	21.7	13.5-39.2
Panel 4	921104	36.9	26.8-52.8

NF-light®			
	Lot	Result (pg/mL)	Mean Range (pg/mL)
Control 1	927602	7.66	5.34-8.01
Control 2	927602	561	445-668
Panel 1	921101	11.6	8.43-12.6
Panel 2	921102	9.30	7.00-10.5
Panel 3	921103	179	152-228
Panel 4	921104	735	565-847

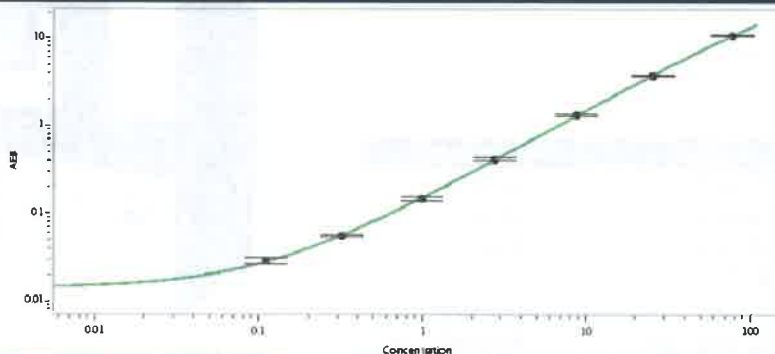
GFAP®			
	Lot	Result (pg/mL)	Mean Range (pg/mL)
Control 1	927602	26.8	18.3-27.5
Control 2	927602	1291	961-1441
Panel 1	921101	80.3	66.1-99.2
Panel 2	921102	57.5	45.7-68.5
Panel 3	921103	1026	924-1385
Panel 4	921104	6986	5201-8417

UCHL1®			
	Lot	Result (pg/mL)	Mean Range (pg/mL)
Control 1	927602	103	54.0-115
Control 2	927602	10967	8035-12052
Panel 1	921101	89.4	64.3-140
Panel 2	921102	90.2	52.9-161
Panel 3	921103	2683	2589-4060
Panel 4	921104	8144	6857-11346

Ranges shown are generated internally for new lot release only. Customer should generate their own control ranges.

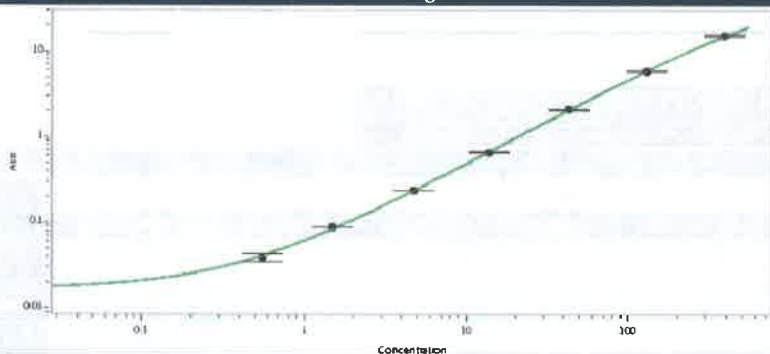
Review/Approval Shivani Goel QC Manager Shivani Goel Signature/Date 05 May 2020
 Name Title Signature/Date 06 May 2020
 ① Date error 06 May 2020

Tau Calibration Curve



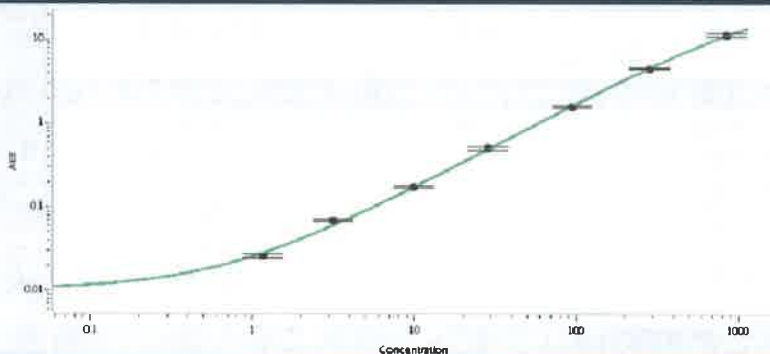
Calibrator Levels (pg/mL)	
A	0.000
B	0.111
C	0.319
D	0.985
E	2.76
F	8.83
G	25.6
H	78.2

NF-light® Calibration Curve



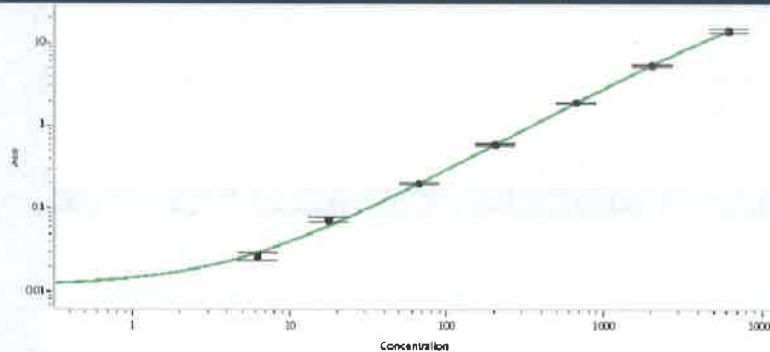
Calibrator Levels (pg/mL)	
A	0.000
B	0.557
C	1.49
D	4.75
E	13.7
F	43.4
G	129
H	391

GFAP® Calibration Curve



Calibrator Levels (pg/mL)	
A	0.000
B	1.16
C	3.16
D	9.94
E	28.7
F	94.1
G	282
H	848

UCHL1® Calibration Curve



Calibrator Levels (pg/mL)	
A	0.000
B	6.29
C	17.7
D	66.5
E	202
F	668
G	2032
H	6163