

Product Number:	102153
Lot Number:	501991
Expiration:	24-Apr-2020
Platform(s):	HD-1/HD-X & SR-X



Data below represents results generated on the Simoa™ HD-1 Analyzer.

Component	Part Number	Lot Number
Bead Reagent	102141	912607
Detector Reagent	102143	912606
SBG Reagent	102145	911408
Sample Diluent	102147	911407
Calibrators	102150	912702
Controls	102151-102152	912703
SBG Diluent (SR-X)†	103158	N/A ¹
RGP Reagent	103159	N/A ¹

¹ RGP is not Kit Lot Specific

† Specific for use on the SR-X platform - refer to the Simoa™ Neuro 4-Plex A SR-X Kit Instructions (KI-0031).

Release Materials

Tau

	Lot	Result (pg/mL)	Mean Range (pg/mL)
Control 1	912703	1.97	1.37-2.51
Control 2	912703	80.5	67.1-105
Panel 1	MF-101617-01	1.71	0.605-1.92
Panel 2	MF-101617-02	32.5	22.7-44.5
Panel 3	MF-101617-03	144	96.8-194

NF-light®

	Lot	Result (pg/mL)	Mean Range (pg/mL)
Control 1	912703	6.29	4.59-6.88
Control 2	912703	533	414-621
Panel 1	MF-101617-01	5.26	3.08-6.38
Panel 2	MF-101617-02	38.8	16.7-50.4
Panel 3	MF-101617-03	421	234-541

GFAP®

	Lot	Result (pg/mL)	Mean Range (pg/mL)
Control 1	912703	23.5	17.6-26.4
Control 2	912703	1074	859-1288
Panel 1	MF-101617-01	44.7	40.9-62.1
Panel 2	MF-101617-02	179	111-227
Panel 3	MF-101617-03	2588	2085-3303

UCHL1®

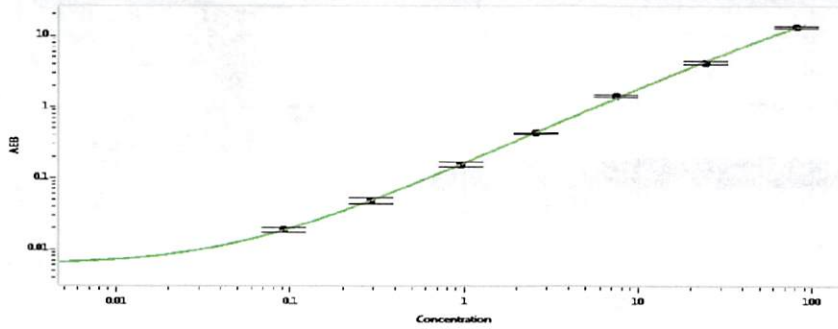
	Lot	Result (pg/mL)	Mean Range (pg/mL)
Control 1	912703	148	92.8-163
Control 2	912703	14011	9530-14375
Panel 1	MF-101617-01	54.4	42.9-87.8
Panel 2	MF-101617-02	279	249-503
Panel 3	MF-101617-03	4943	4232-6348

Ranges shown are generated internally for new lot release only. Customer should generate their own control ranges.

Review/Approval: Daniel Ritchie, QC Senior Analyst
 Name: Daniel Ritchie, Title: QC Senior Analyst, Signature/Date: [Signature] / 23 Aug 2019

*Signing on behalf of Patrizia Stadler

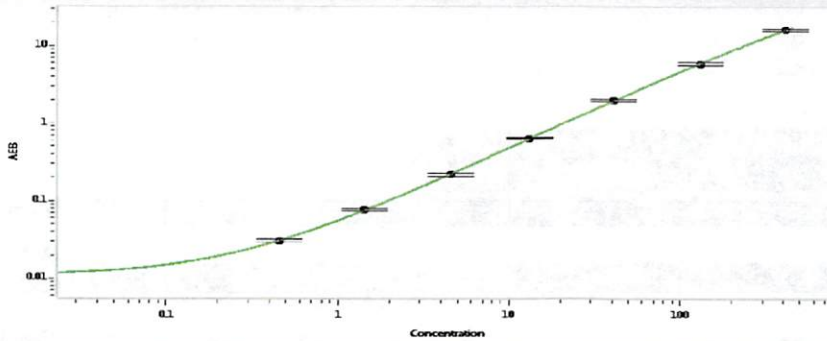
Tau Calibration Curve



Calibrator Levels (pg/mL)

A	0.000
B	0.092
C	0.290
D	0.952
E	2.56
F	7.43
G	24.2
H	81.4

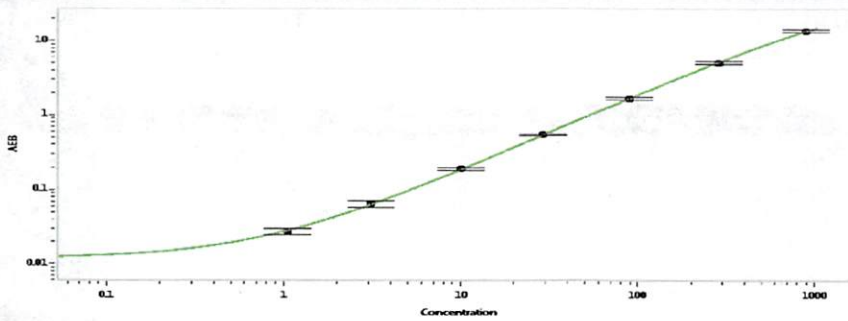
NF-light® Calibration Curve



Calibrator Levels (pg/mL)

A	0.000
B	0.457
C	1.44
D	4.54
E	13.1
F	40.8
G	131
H	412

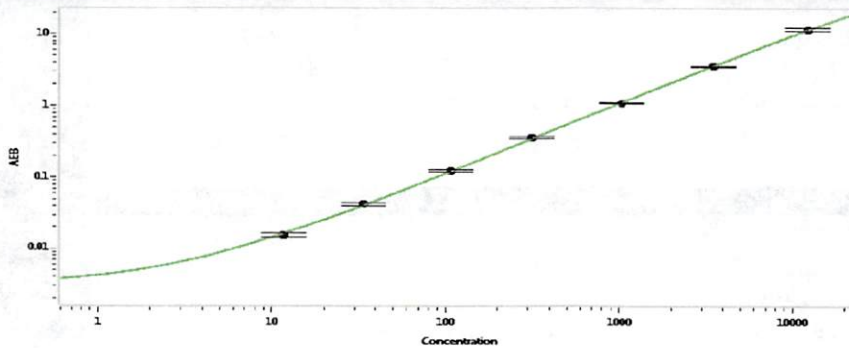
GFAP® Calibration Curve



Calibrator Levels (pg/mL)

A	0.000
B	1.05
C	3.12
D	9.94
E	29.0
F	89.6
G	286
H	891

UCHL1® Calibration Curve



Calibrator Levels (pg/mL)

A	0.000
B	11.8
C	33.5
D	107
E	314
F	1025
G	3496
H	12235