


Product Number:	102153
Lot Number:	501322
Expiration:	19-Dec-2018
Platform(s):	HD-1 and SR-X



Data below represents results generated on the Simoa™ HD-1 Analyzer.

Component	Part Number	Lot Number
Bead Reagent	102141	820107
Detector Reagent	102143	820301
SBG Reagent	102145	81702
Sample Diluent	102147	81701
Calibrators	102150	81350
Controls	102151-102152	81351
SBG Diluent (SR-X)†	103158	N/A ¹
RGP Reagent	103159	N/A ¹

¹ Reagents are not Kit Lot Specific

† Specific for use on the SR-X platform - refer to the Simoa™ Neuro 4-Plex A SR-X Kit Instructions (KI-0031).

Release Materials

Tau

	Lot	Result (pg/mL)	Mean Range (pg/mL)
Control 1	81351	2.04	1.49-2.28
Control 2	81351	96.6	70.1-105
Panel 1	MF-101617-01	1.48	0.721-1.58
Panel 2	MF-101617-02	33.4	21.9-46.0
Panel 3	MF-101617-03	158	88.7-208

NF-light®

	Lot	Result (pg/mL)	Mean Range (pg/mL)
Control 1	81351	5.58	3.83-8.90
Control 2	81351	549	397-676
Panel 1	MF-101617-01	4.43	3.05-6.50
Panel 2	MF-101617-02	29.9	17.0-51.8
Panel 3	MF-101617-03	364	241-559

GFAP®

	Lot	Result (pg/mL)	Mean Range (pg/mL)
Control 1	81351	20.1	15.5-23.2
Control 2	81351	1094	768-1153
Panel 1	MF-101617-01	54.7	40.1-60.2
Panel 2	MF-101617-02	185	105-231
Panel 3	MF-101617-03	2737	2166-3331

UCHL1®

	Lot	Result (pg/mL)	Mean Range (pg/mL)
Control 1	81351	96.9	72.9-122
Control 2	81351	9878	7074-10611
Panel 1	MF-101617-01	64.9	38.4-90.7
Panel 2	MF-101617-02	346	317-476
Panel 3	MF-101617-03	5365	4218-6327

Ranges shown are generated internally for new lot release only. Customer should generate their own control ranges.

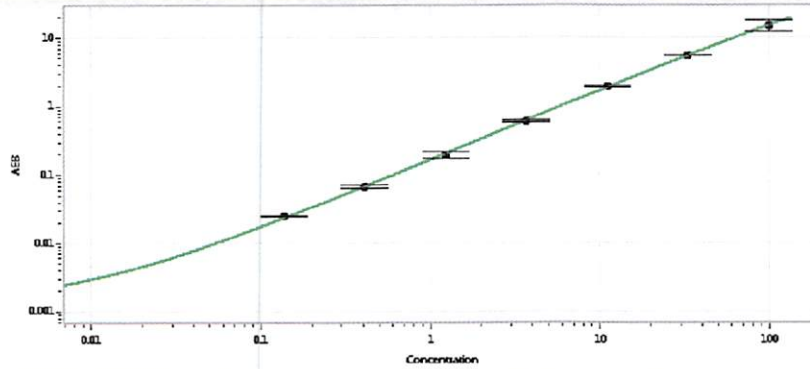
Review/Approval

Sivasankari Murugan
Name

QC Supervisor
Title

[Signature] 22/12/2018
Signature/Date

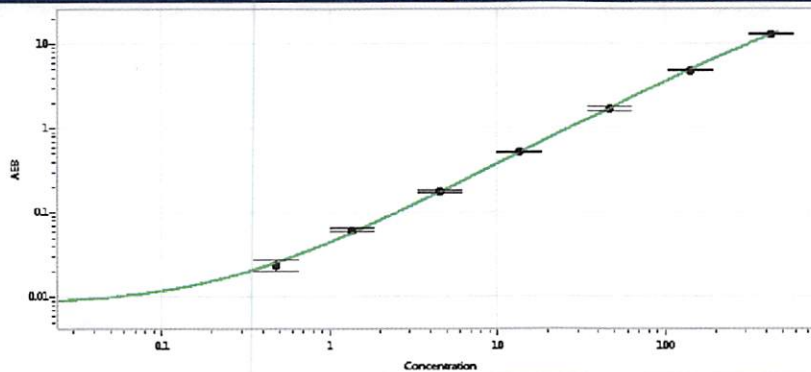
Tau Calibration Curve



Calibrator Levels (pg/mL)

A	0.000
B	0.106
C	0.311
D	0.978
E	2.77
F	9.12
G	27.9
H	84.9

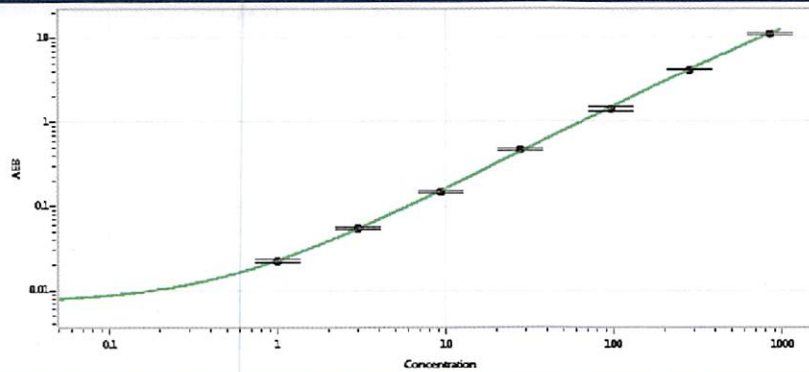
NF-light® Calibration Curve



Calibrator Levels (pg/mL)

A	0.000
B	0.481
C	1.37
D	4.57
E	13.5
F	46.7
G	140
H	429

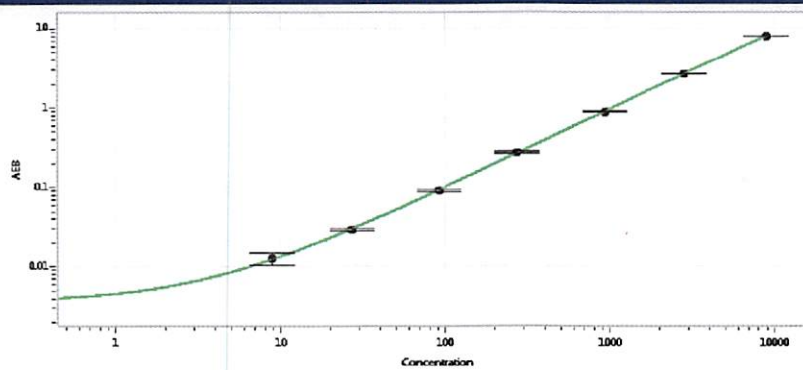
GFAP® Calibration Curve



Calibrator Levels (pg/mL)

A	0.000
B	0.995
C	3.00
D	9.40
E	27.9
F	95.8
G	282
H	850

UCHL1® Calibration Curve



Calibrator Levels (pg/mL)

A	0.000
B	8.89
C	27.0
D	91.8
E	270
F	936
G	2827
H	8855