

Product Number:	101160
Lot Number:	501833
Expiration:	29-Mar-2020
Platform(s):	HD-1 & SR-X



Data below represents results generated on the Simoa™ HD-1 Analyzer.

Component	Part Number	Lot Number
Bead Reagent †	101263	908701
Detector Reagent	101264	908702
SBG Reagent	101296	907212
Sample Diluent	103329	907211
Calibrators	101299	80880
Controls	101302/101316	80881
SBG Diluent (SR-X)††	103158	N/A ¹
RGP Reagent	103159	N/A ¹

† Follow the Simoa™ Cytokine 3-Plex A Advantage Kit Instructions (KI-0011 - HD1/KI-0101 - SR-X) to prepare the Bead Reagent.
†† Specific for use on the SR-X platform - refer to the Simoa™ Cytokine 3-Plex A SR-X Kit Instructions (KI-0101).

¹ Reagents are not Kit Lot Specific

Release Materials

IL-6

	Lot	Result (pg/mL)	Mean Range (pg/mL)
Control 1	80881	1.01	0.807-1.21
Control 2	80881	26.0	21.5-32.2
Panel 2	MF-062818-02	0.964	0.775-1.16
Panel 3	MF-062818-03	1.57	1.38-2.08
Panel 4	MF-062818-04	13.8	10.3-15.5

IL-10

	Lot	Result (pg/mL)	Mean Range (pg/mL)
Control 1	80881	0.605	0.505-0.753
Control 2	80881	11.7	6.94-18.1
Panel 2	MF-062818-02	12.2	9.37-15.8
Panel 3	MF-062818-03	0.478	0.393-0.769
Panel 4	MF-062818-04	1.19	0.995-1.49

TNFα

	Lot	Result (pg/mL)	Mean Range (pg/mL)
Control 1	80881	1.97	1.56-2.34
Control 2	80881	48.2	38.4-57.6
Panel 2	MF-062818-02	2.35	1.52-2.43
Panel 3	MF-062818-03	42.6	31.9-47.8
Panel 4	MF-062818-04	7.71	5.48-8.22

Ranges shown are generated internally for new lot release only.
Customer should generate their own control ranges.

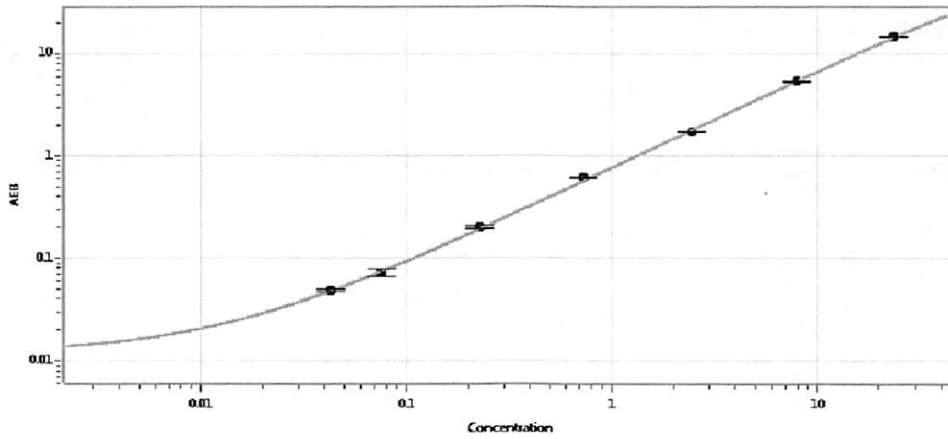
Review/Approval

Patrizia Stadler
Name

Assoc. Director, QC
Title

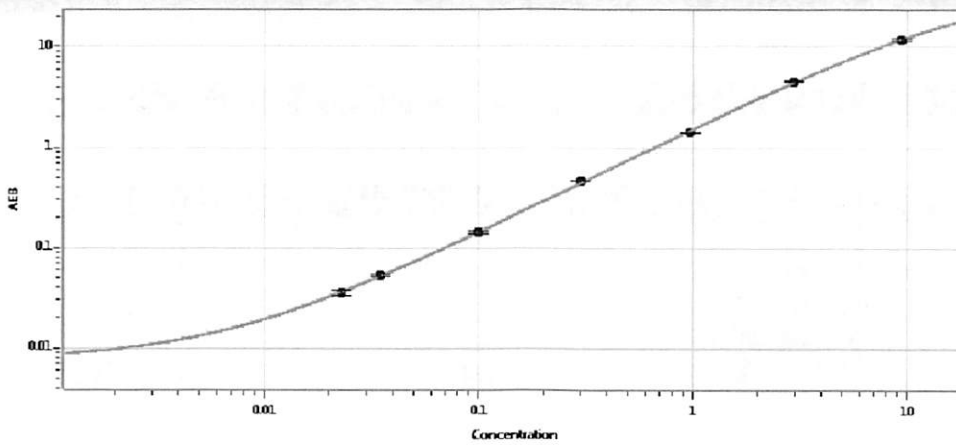
P. Stadler 15 May 2019
Signature/Date

IL-6 Calibration Curve



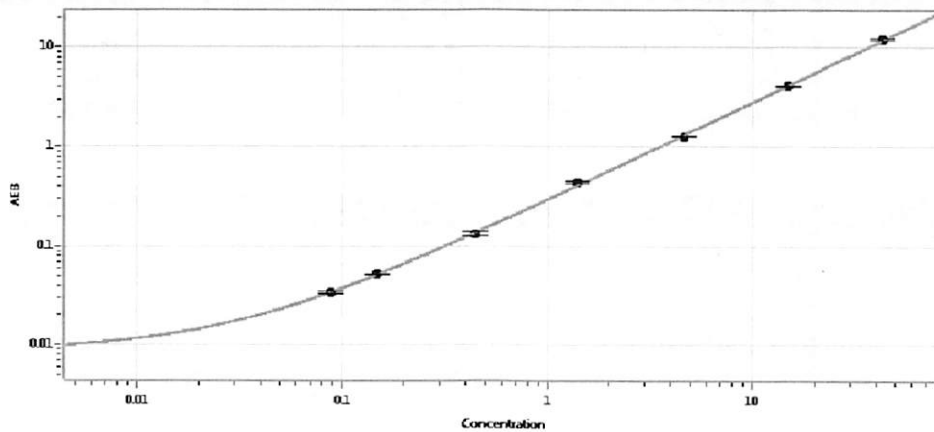
Calibrator Levels (pg/mL)	
A	0.000
B	0.043
C	0.076
D	0.229
E	0.729
F	2.44
G	7.99
H	23.6

IL-10 Calibration Curve



Calibrator Levels (pg/mL)	
A	0.000
B	0.023
C	0.035
D	0.100
E	0.301
F	0.98
G	2.96
H	9.4

TNFα Calibration Curve



Calibrator Levels (pg/mL)	
A	0.000
B	0.088
C	0.148
D	0.446
E	1.41
F	4.66
G	14.8
H	42.5