

Product Number:	85-0329
Lot Number:	318874
Expiration:	25-Oct-2021
Platform(s):	SP-X

Component	Part Number	Lot Number
CorPlex Cytokine Plate	97-0329	318874P
Biotinylated Antibody Rgt	98-0329	318874B
Sample Diluent 21 ¹	1863329	N/A
IL-12p70 Calibrator	18910034	318629
IL-1 β Calibrator	18910040	318728
IL-4 Calibrator	1858452	318480
IL-5 Calibrator	1858462	318465
IFN γ Calibrator	1858260	318631
IL-6 Calibrator	18910044	318724
IL-8 Calibrator	1858454	318342
IL-22 Calibrator	18910036	318408
TNF α Calibrator	1880012	318807
IL-10 Calibrator	18910043	318630
Wash Buffer (25X) ¹	1860055	N/A
Streptavidin-HRP Reagent ¹	1858263	N/A
Super Signal ^W Luminol* ¹	1858089	N/A
Super Signal ^W Peroxide* ¹	1858090	N/A



Data below represents results generated on the SP-X Imaging and Analysis System

¹ Reagents are not Kit Lot Specific

*SuperSignal^W technology is protected by US Patent #6,432,662 and is a registered trademark of ThermoFisher Scientific.

All reagents are specific for use on the SP-X platform - refer to the CorPlex Cytokine Kit Instructions (85A-0329).

Release Materials

IL-12p70

	Lot	Result (pg/mL)	Mean Range (pg/mL)
Panel 1	318641	189.1	148.5 - 237.3
Panel 2	318641	61.77	50.80 - 80.57
Panel 3	318641	20.91	17.83 - 26.74
Panel 4	318641	7.108	5.565 - 9.512
Panel 5	318641	2.086	1.710 - 3.318

IL-1 β

	Lot	Result (pg/mL)	Mean Range (pg/mL)
Panel 1	318641	19.37	17.97 - 29.91
Panel 2	318641	6.300	5.806 - 10.49
Panel 3	318641	2.150	1.923 - 3.568
Panel 4	318641	0.800	0.600 - 1.285
Panel 5	318641	0.256	0.211 - 0.459

IL-4

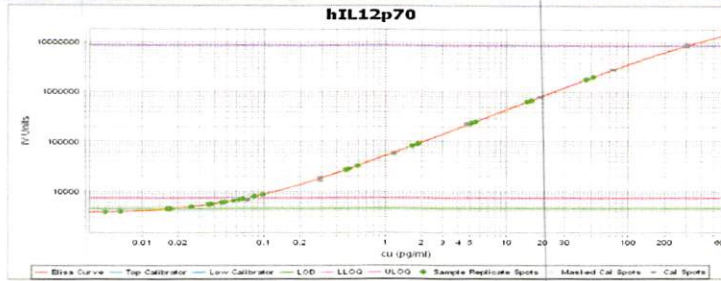
	Lot	Result (pg/mL)	Mean Range (pg/mL)
Panel 1	318641	78.79	65.00 - 104.1
Panel 2	318641	24.51	20.30 - 34.72
Panel 3	318641	8.304	6.646 - 12.28
Panel 4	318641	2.951	2.094 - 4.553
Panel 5	318641	0.992	0.814 - 1.563

IL-5

	Lot	Result (pg/mL)	Mean Range (pg/mL)
Panel 1	318641	59.41	50.70 - 76.78
Panel 2	318641	19.30	17.10 - 25.74
Panel 3	318641	7.183	5.870 - 9.215
Panel 4	318641	2.521	1.866 - 3.322
Panel 5	318641	0.923	0.662 - 1.245

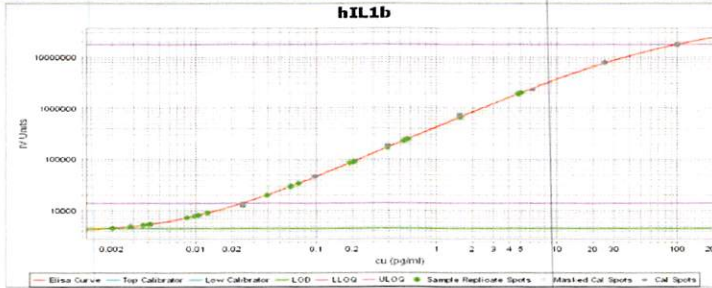
Ranges shown are generated internally for new lot release only. Customer should generate their own control ranges.

IL-12p70 Calibration Curve



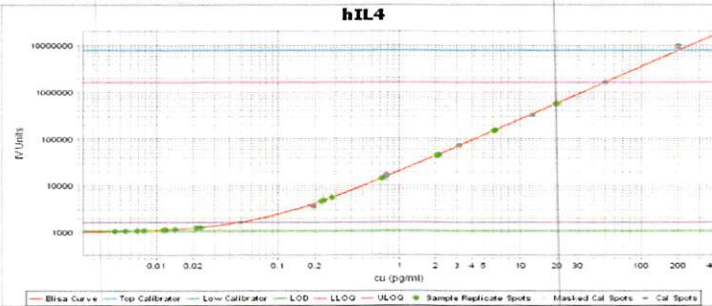
Calibrator Levels (pg/ml)	
1	300
2	75
3	18.75
4	4.688
5	1.172
6	0.293
7	0.073
8	0.000

IL-1β Calibration Curve



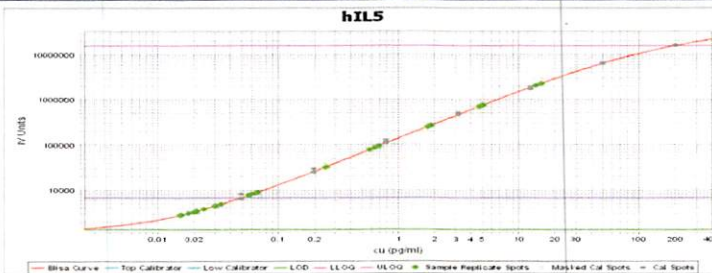
Calibrator Levels (pg/mL)	
1	100
2	25
3	6.25
4	1.563
5	0.391
6	0.098
7	0.024
8	0.000

IL-4 Calibration Curve



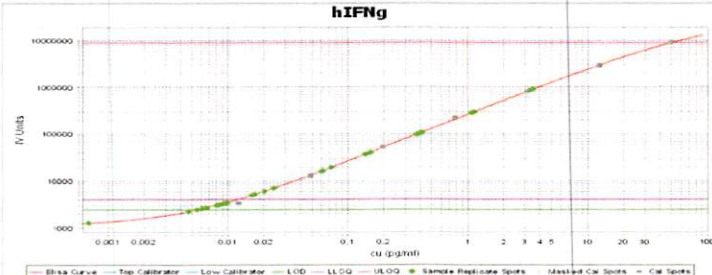
Calibrator Levels (pg/mL)	
1	200
2	50
3	12.50
4	3.125
5	0.781
6	0.195
7	0.049
8	0.000

IL-5 Calibration Curve



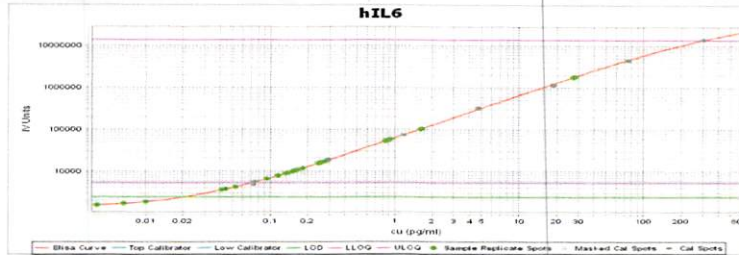
Calibrator Levels (pg/mL)	
1	200
2	50
3	12.50
4	3.125
5	0.781
6	0.195
7	0.049
8	0.000

IFNγ Calibration Curve



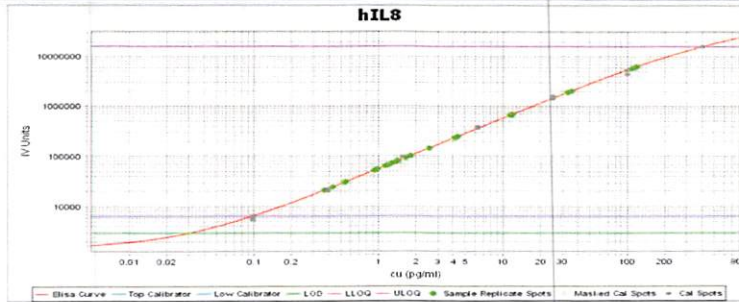
Calibrator Levels (pg/mL)	
1	50
2	13
3	3.13
4	0.781
5	0.195
6	0.049
7	0.012
8	0.000

IL-6 Calibration Curve



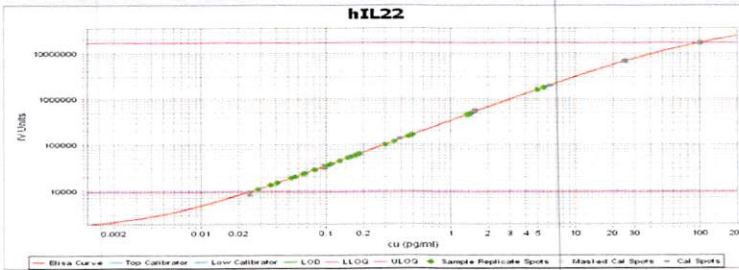
Calibrator Levels (pg/mL)	
1	300
2	75
3	18.75
4	4.688
5	1.172
6	0.293
7	0.073
8	0.000

IL-8 Calibration Curve



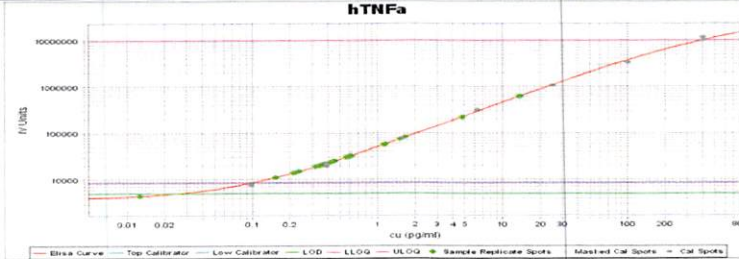
Calibrator Levels (pg/mL)	
1	400
2	100
3	25.00
4	6.250
5	1.563
6	0.391
7	0.098
8	0.000

IL-22 Calibration Curve



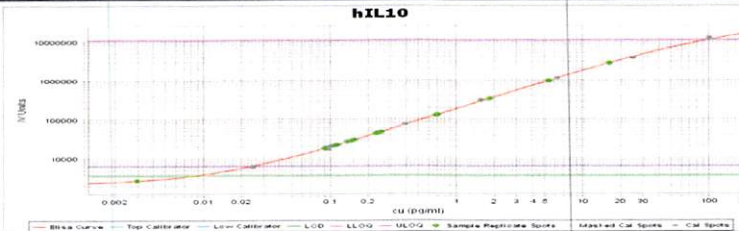
Calibrator Levels (pg/mL)	
1	100
2	25
3	6.25
4	1.563
5	0.391
6	0.098
7	0.024
8	0.000

TNFα Calibration Curve



Calibrator Levels (pg/mL)	
1	400
2	100
3	25.00
4	6.250
5	1.563
6	0.391
7	0.098
8	0.000

IL-10 Calibration Curve



Calibrator Levels (pg/mL)	
1	100
2	25
3	6.25
4	1.563
5	0.391
6	0.098
7	0.024
8	0.000

Release Materials

IFN γ

	Lot	Result (pg/mL)	Mean Range (pg/mL)
Panel 1	318641	13.41	8.584 - 12.88
Panel 2	318641	4.393	2.915 - 4.650
Panel 3	318641	1.563	1.005 - 1.662
Panel 4	318641	0.596	0.348 - 0.641
Panel 5	318641	0.258	0.143 - 0.264

IL-6

	Lot	Result (pg/mL)	Mean Range (pg/mL)
Panel 1	318641	109.7	96.92 - 180.1
Panel 2	318641	3.495	2.328 - 7.392
Panel 3	318641	1.144	0.715 - 2.582
Panel 4	318641	0.483	0.223 - 1.047

IL-8

	Lot	Result (pg/mL)	Mean Range (pg/mL)
Panel 1	318641	458.2	367.9 - 561.8
Panel 2	318641	135.6	111.2 - 187.0
Panel 3	318641	46.56	37.26 - 64.06
Panel 4	318641	16.90	11.52 - 23.94
Panel 5	318641	5.609	3.937 - 7.652

IL-22

	Lot	Result (pg/mL)	Mean Range (pg/mL)
Panel 1	318641	21.36	13.41 - 32.67
Panel 2	318641	5.604	3.573 - 9.829
Panel 3	318641	1.902	1.262 - 3.329
Panel 4	318641	0.676	0.353 - 1.238
Panel 5	318641	0.252	0.123 - 0.430

TNF α

	Lot	Result (pg/mL)	Mean Range (pg/mL)
Panel 1	318641	58.84	54.09 - 101.5
Panel 2	318641	22.83	18.91 - 35.47
Panel 3	318641	6.238	6.132 - 12.45
Panel 4	318641	2.375	2.078 - 4.324
Panel 5	318641	0.883	0.540 - 1.765

IL-10

	Lot	Result (pg/mL)	Mean Range (pg/mL)
Panel 1	318641	64.79	48.85 - 74.86
Panel 2	318641	21.37	16.26 - 27.13
Panel 3	318641	7.310	5.725 - 9.560
Panel 4	318641	2.762	2.075 - 3.556
Panel 5	318641	0.975	0.738 - 1.323

Ranges shown are generated internally for new lot release only. Customer should generate their own control ranges.

Review/Approval

Shivani Goel, Manager, Quality Control

Shivani Goel 16 Sep 2020

Name

Title

Signature/Date