

Product Number:	85-0329
Lot Number:	318815
Expiration:	25-Oct-2021
Platform(s):	SP-X

Component	Part Number	Lot Number
CorPlex Cytokine Plate	97-0329	318815P
Biotinylated Antibody Rgt	98-0329	318764B
Sample Diluent 21 ¹	1863329	N/A
IL-12p70 Calibrator	18910034	318629
IL-1 β Calibrator	18910040	318728
IL-4 Calibrator	1858452	318480
IL-5 Calibrator	1858462	318465
IFN γ Calibrator	1858260	318538
IL-6 Calibrator	18910044	318583
IL-8 Calibrator	1858454	318342
IL-22 Calibrator	18910036	318408
TNF α Calibrator	1880012	318436
IL-10 Calibrator	18910043	318630
Wash Buffer (25X) ¹	1860055	N/A
Streptavidin-HRP Reagent ¹	1858263	N/A
Super Signal [™] Luminol* ¹	1858089	N/A
Super Signal [™] Peroxide* ¹	1858090	N/A



Data below represents results generated on the SP-X Imaging and Analysis System

¹ Reagents are not Kit Lot Specific

*SuperSignal[®] technology is protected by US Patent #6,432,662 and is a registered trademark of ThermoFisher Scientific.

All reagents are specific for use on the SP-X platform - refer to the CorPlex Cytokine Kit Instructions (85A-0329).

Release Materials

IL-12p70

	Lot	Result (pg/mL)	Mean Range (pg/mL)
Panel 1	318641	190.6	148.5 - 237.3
Panel 2	318641	63.50	50.80 - 80.57
Panel 3	318641	20.71	17.83 - 26.74
Panel 4	318641	6.844	5.565 - 9.512
Panel 5	318641	2.369	1.710 - 3.318

IL-1 β

	Lot	Result (pg/mL)	Mean Range (pg/mL)
Panel 1	318641	19.51	17.97 - 29.91
Panel 2	318641	6.609	5.806 - 10.49
Panel 3	318641	2.129	1.923 - 3.568
Panel 4	318641	0.733	0.600 - 1.285
Panel 5	318641	0.259	0.211 - 0.459

IL-4

	Lot	Result (pg/mL)	Mean Range (pg/mL)
Panel 1	318641	75.11	65.00 - 104.1
Panel 2	318641	25.04	20.30 - 34.72
Panel 3	318641	8.319	6.646 - 12.28
Panel 4	318641	2.758	2.094 - 4.553
Panel 5	318641	1.092	0.814 - 1.563

IL-5

	Lot	Result (pg/mL)	Mean Range (pg/mL)
Panel 1	318641	65.02	50.70 - 76.78
Panel 2	318641	20.93	17.10 - 25.74
Panel 3	318641	6.862	5.870 - 9.215
Panel 4	318641	2.377	1.866 - 3.322
Panel 5	318641	0.861	0.662 - 1.245

Ranges shown are generated internally for new lot release only. Customer should generate their own control ranges.

Release Materials

IFN γ

	Lot	Result (pg/mL)	Mean Range (pg/mL)
Panel 1	318641	10.73	8.584 - 12.88
Panel 2	318641	3.516	2.915 - 4.650
Panel 3	318641	1.257	1.005 - 1.662
Panel 4	318641	0.443	0.348 - 0.641
Panel 5	318641	0.190	0.143 - 0.264

IL-6

	Lot	Result (pg/mL)	Mean Range (pg/mL)
Panel 1	318641	126.2	96.92 - 180.1
Panel 2	318641	3.489	2.328 - 7.392
Panel 3	318641	1.038	0.715 - 2.582
Panel 4	318641	0.369	0.223 - 1.047

IL-8

	Lot	Result (pg/mL)	Mean Range (pg/mL)
Panel 1	318641	467.4	367.9 - 561.8
Panel 2	318641	149.3	111.2 - 187.0
Panel 3	318641	51.23	37.26 - 64.06
Panel 4	318641	17.58	11.52 - 23.94
Panel 5	318641	5.724	3.937 - 7.652

IL-22

	Lot	Result (pg/mL)	Mean Range (pg/mL)
Panel 1	318641	18.63	13.41 - 32.67
Panel 2	318641	5.054	3.573 - 9.829
Panel 3	318641	1.623	1.262 - 3.329
Panel 4	318641	0.557	0.353 - 1.238
Panel 5	318641	0.179	0.123 - 0.430

TNF α

	Lot	Result (pg/mL)	Mean Range (pg/mL)
Panel 1	318641	65.10	54.09 - 101.5
Panel 2	318641	22.59	18.91 - 35.47
Panel 3	318641	7.453	6.132 - 12.45
Panel 4	318641	2.525	2.078 - 4.324
Panel 5	318641	0.960	0.540 - 1.765

IL-10

	Lot	Result (pg/mL)	Mean Range (pg/mL)
Panel 1	318641	67.63	48.85 - 74.86
Panel 2	318641	22.59	16.26 - 27.13
Panel 3	318641	7.677	5.725 - 9.560
Panel 4	318641	2.793	2.075 - 3.556
Panel 5	318641	1.073	0.738 - 1.323

Ranges shown are generated internally for new lot release only. Customer should generate their own control ranges.

Review/Approval

Patrizia Stadler Associate
Director of QC

p. Stadler

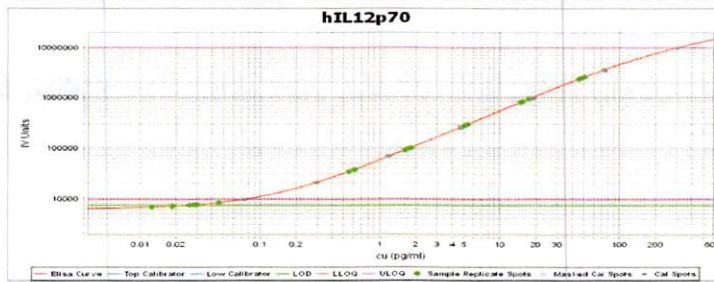
10 Aug 2020

Name

Title

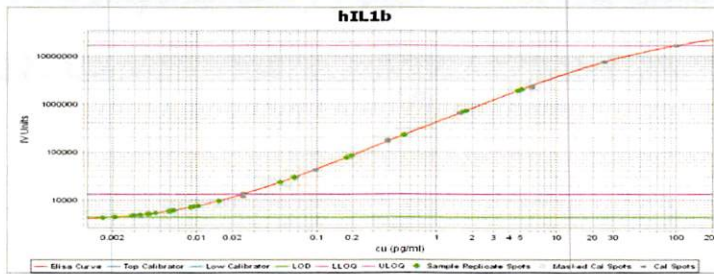
Signature/Date

IL-12p70 Calibration Curve



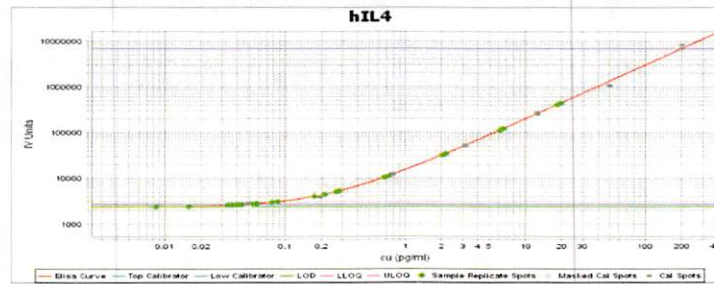
Calibrator Levels (pg/ml)	
1	300
2	75
3	18.75
4	4.688
5	1.172
6	0.293
7	0.073
8	0.000

IL-1β Calibration Curve



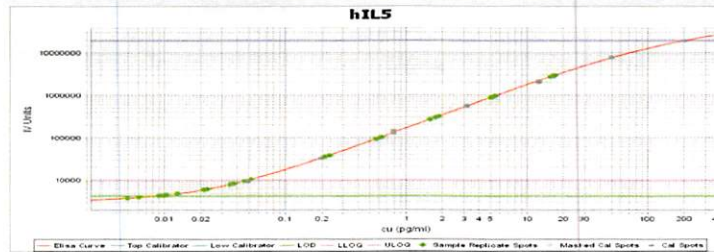
Calibrator Levels (pg/mL)	
1	100
2	25
3	6.25
4	1.563
5	0.391
6	0.098
7	0.024
8	0.000

IL-4 Calibration Curve



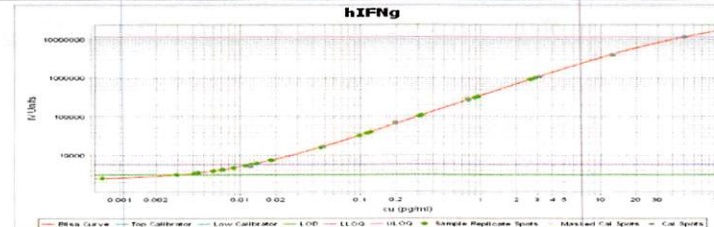
Calibrator Levels (pg/mL)	
1	200
2	50
3	12.50
4	3.125
5	0.781
6	0.195
7	0.049
8	0.000

IL-5 Calibration Curve



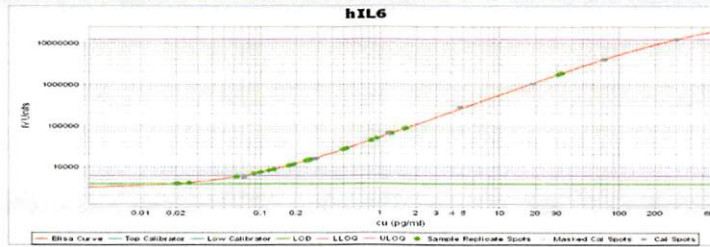
Calibrator Levels (pg/mL)	
1	200
2	50
3	12.50
4	3.125
5	0.781
6	0.195
7	0.049
8	0.000

IFNγ Calibration Curve



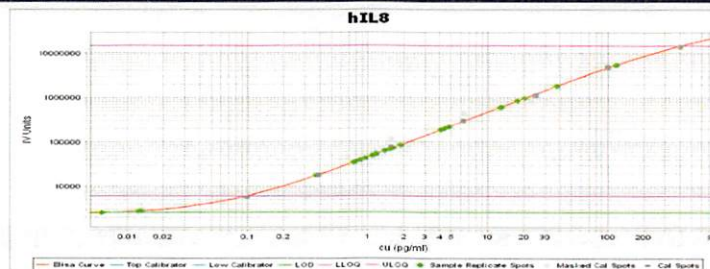
Calibrator Levels (pg/mL)	
1	50
2	13
3	3.13
4	0.781
5	0.195
6	0.049
7	0.012
8	0.000

IL-6 Calibration Curve



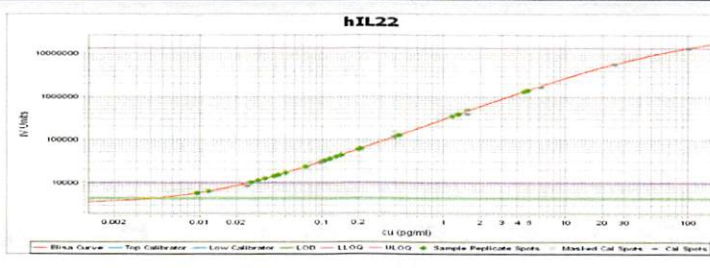
Calibrator Levels (pg/mL)	
1	300
2	75
3	18.75
4	4.688
5	1.172
6	0.293
7	0.073
8	0.000

IL-8 Calibration Curve



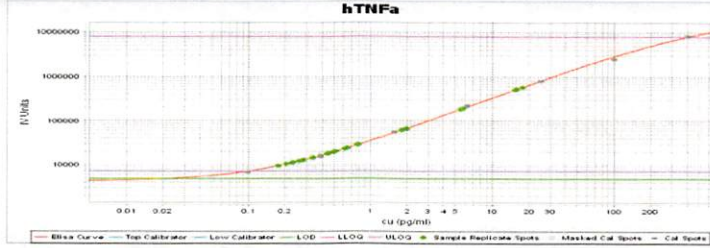
Calibrator Levels (pg/mL)	
1	400
2	100
3	25.00
4	6.250
5	1.563
6	0.391
7	0.098
8	0.000

IL-22 Calibration Curve



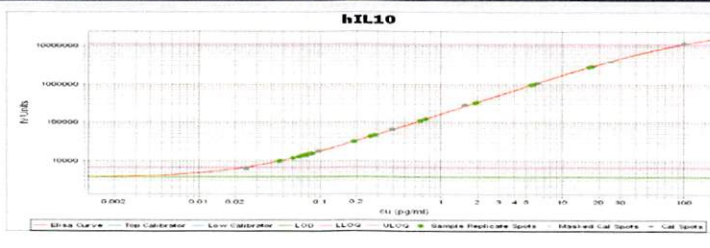
Calibrator Levels (pg/mL)	
1	100
2	25
3	6.25
4	1.563
5	0.391
6	0.098
7	0.024
8	0.000

TNFα Calibration Curve



Calibrator Levels (pg/mL)	
1	400
2	100
3	25.00
4	6.250
5	1.563
6	0.391
7	0.098
8	0.000

IL-10 Calibration Curve



Calibrator Levels (pg/mL)	
1	100
2	25
3	6.25
4	1.563
5	0.391
6	0.098
7	0.024
8	0.000