

Product Number:	85-0329
Lot Number:	318585
Expiration:	18-Sep-2020
Platform(s):	SP-X

Component	Part Number	Lot Number
CorPlex Cytokine Plate	97-0329	318585P
Biotinylated Antibody Rgt	98-0329	318684B
Sample Diluent 21 ¹	1863329	N/A
IL-12p70 Calibrator	18910034	318571
IL-1 β Calibrator	18910040	318067
IL-4 Calibrator	1858452	318480
IL-5 Calibrator	1858462	318465
IFN γ Calibrator	1858260	318538
IL-6 Calibrator	18910044	318089
IL-8 Calibrator	1858454	318081
IL-22 Calibrator	18910036	318408
TNF α Calibrator	1880012	318436
IL-10 Calibrator	18910043	318068
Wash Buffer (25X) ¹	1860055	N/A
Streptavidin-HRP Reagent ¹	1858263	N/A
Super Signal [™] Luminol* ¹	1858089	N/A
Super Signal [™] Peroxide* ¹	1858090	N/A



Data below represents results generated on the SP-X Imaging and Analysis System

¹ Reagents are not Kit Lot Specific

*SuperSignal[™] technology is protected by US Patent #6,432,662 and is a registered trademark of ThermoFisher Scientific.

All reagents are specific for use on the SP-X platform - refer to the CorPlex Cytokine Kit Instructions (85A-0329).

Release Materials

IL-12p70

	Lot	Result (pg/mL)	Mean Range (pg/mL)
Panel 1	318641	190	170-255
Panel 2	318641	66.2	57.1-85.6
Panel 3	318641	23.9	18.8-28.2
Panel 4	318641	8.30	6.08-9.96
Panel 5	318641	2.84	2.22-3.32

IL-1 β

	Lot	Result (pg/mL)	Mean Range (pg/mL)
Panel 1	318641	20.4	19.6-29.4
Panel 2	318641	7.71	6.49-9.74
Panel 3	318641	2.67	2.14-3.21
Panel 4	318641	1.010	0.729-1.13
Panel 5	318641	0.346	0.178-0.457

IL-4

	Lot	Result (pg/mL)	Mean Range (pg/mL)
Panel 1	318641	80.8	74.9-112.4
Panel 2	318641	26.0	24.8-37.2
Panel 3	318641	9.63	8.83-13.2
Panel 4	318641	3.37	3.17-4.85
Panel 5	318641	1.14	1.07-1.61

IL-5

	Lot	Result (pg/mL)	Mean Range (pg/mL)
Panel 1	318641	65.8	52.1-78.1
Panel 2	318641	23.7	17.6-26.4
Panel 3	318641	8.26	6.24-9.37
Panel 4	318641	3.21	2.21-3.32
Panel 5	318641	1.150	0.816-1.23

Ranges shown are generated internally for new lot release only. Customer should generate their own control ranges.

Release Materials

IFN γ

	Lot	Result (pg/mL)	Mean Range (pg/mL)
Panel 1	318641	10.70	8.79-13.2
Panel 2	318641	3.94	3.11-4.66
Panel 3	318641	1.44	1.08-1.63
Panel 4	318641	0.590	0.411-0.617
Panel 5	318641	0.240	0.175-0.262

IL-6

	Lot	Result (pg/mL)	Mean Range (pg/mL)
Panel 1	318641	143	127-190
Panel 2	318641	6.22	4.85-7.27
Panel 3	318641	1.92	1.63-2.45
Panel 4	318641	0.812	0.651-0.977
Panel 5	318641	0.311	0.236-0.420

IL-8

	Lot	Result (pg/mL)	Mean Range (pg/mL)
Panel 1	318641	470	390-585
Panel 2	318641	154	128-192
Panel 3	318641	55.9	45.0-67.4
Panel 4	318641	21.0	15.5-23.2
Panel 5	318641	7.35	3.46-8.82

IL-22

	Lot	Result (pg/mL)	Mean Range (pg/mL)
Panel 1	318641	21.4	21.3-31.9
Panel 2	318641	7.85	6.23-9.34
Panel 3	318641	2.56	2.09-3.14
Panel 4	318641	1.08	0.751-1.13
Panel 5	318641	0.346	0.248-0.387

TNF α

	Lot	Result (pg/mL)	Mean Range (pg/mL)
Panel 1	318641	68.5	66.7-100
Panel 2	318641	27.2	23.7-35.6
Panel 3	318641	9.44	7.99-12.0
Panel 4	318641	3.58	2.74-4.32
Panel 5	318641	1.31	0.989-1.60

IL-10

	Lot	Result (pg/mL)	Mean Range (pg/mL)
Panel 1	318641	56.2	45.1-67.7
Panel 2	318641	21.1	15.5-23.2
Panel 3	318641	7.59	5.45-8.18
Panel 4	318641	3.00	2.03-3.04
Panel 5	318641	1.08	0.751-1.13

Ranges shown are generated internally for new lot release only. Customer should generate their own control ranges.

Review/Approval

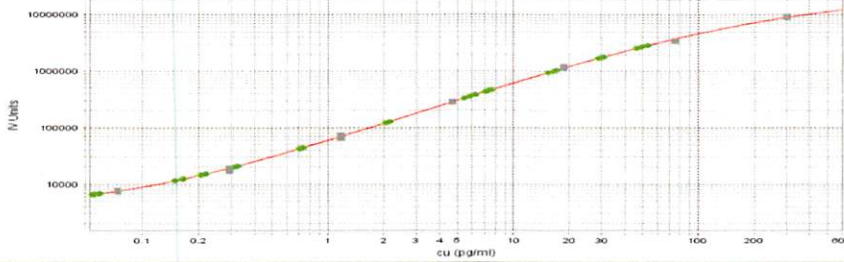
Shivani Goel
Name

QC Manager
Title

Shivani Goel 05 May 2020
Signature/Date

IL-12p70 Calibration Curve

hIL12p70

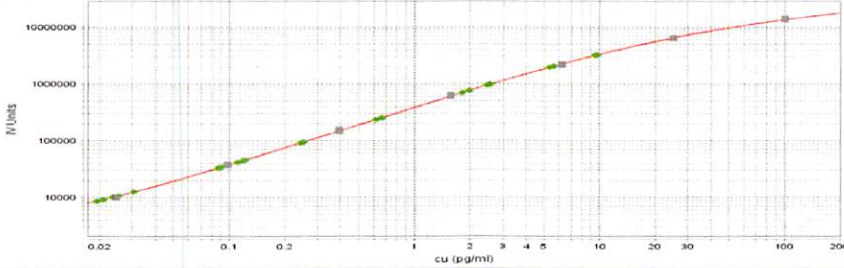


Calibrator Levels (pg/ml)

1	300
2	75
3	18.8
4	4.69
5	1.17
6	0.293
7	0.073
8	0.000

IL-1 β Calibration Curve

hIL1 β

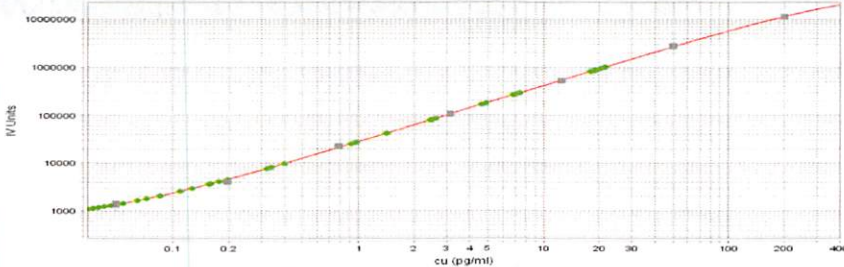


Calibrator Levels (pg/mL)

1	100
2	25
3	6.25
4	1.56
5	0.391
6	0.098
7	0.024
8	0.000

IL-4 Calibration Curve

hIL4

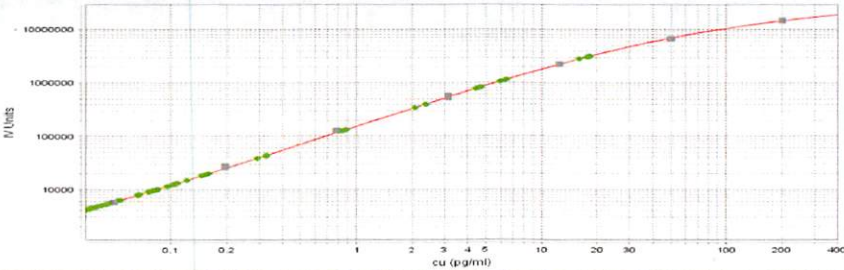


Calibrator Levels (pg/mL)

1	200
2	50
3	12.5
4	3.13
5	0.781
6	0.195
7	0.049
8	0.000

IL-5 Calibration Curve

hIL5

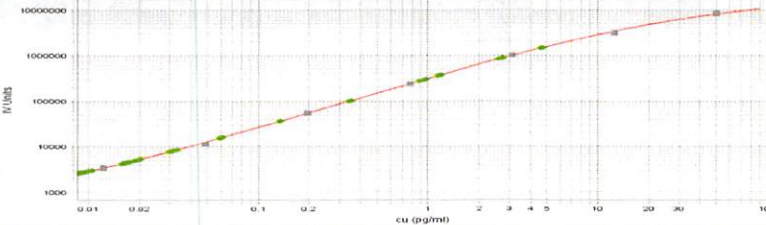


Calibrator Levels (pg/mL)

1	200
2	50
3	12.5
4	3.13
5	0.781
6	0.195
7	0.049
8	0.000

IFN γ Calibration Curve

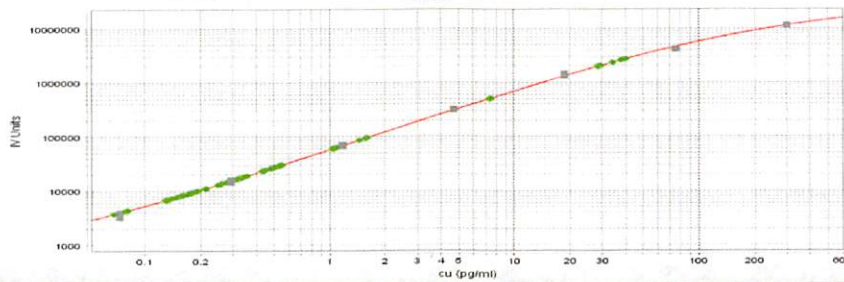
hIFN γ



Calibrator Levels (pg/mL)

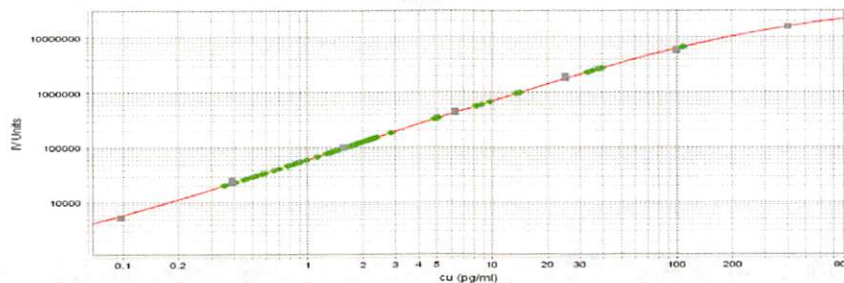
1	200
2	50
3	12.5
4	3.13
5	0.781
6	0.195
7	0.049
8	0.000

IL-6 Calibration Curve
hIL6



Calibrator Levels (pg/mL)	
1	300
2	75
3	18.8
4	4.69
5	1.17
6	0.293
7	0.073
8	0.000

IL-8 Calibration Curve
hIL8



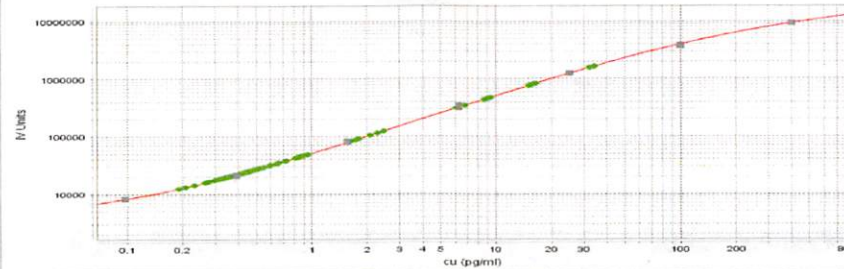
Calibrator Levels (pg/mL)	
1	400
2	100
3	25.0
4	6.25
5	1.56
6	0.391
7	0.098
8	0.000

IL-22 Calibration Curve
hIL22



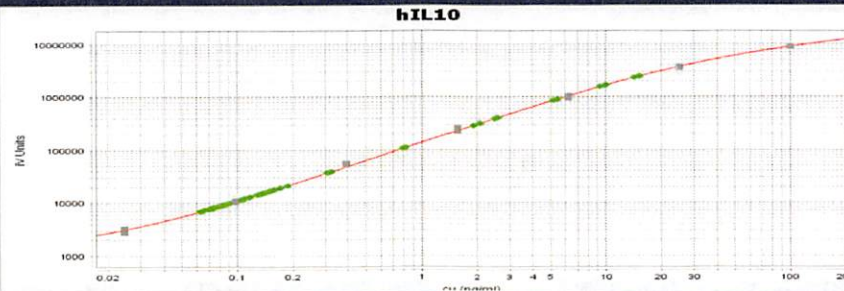
Calibrator Levels (pg/mL)	
1	100
2	25
3	6.25
4	1.56
5	0.391
6	0.098
7	0.024
8	0.000

TNFα Calibration Curve
hTNFα



Calibrator Levels (pg/mL)	
1	400
2	100
3	25.0
4	6.25
5	1.56
6	0.391
7	0.098
8	0.000

IL-10 Calibration Curve
hIL10



Calibrator Levels (pg/mL)	
1	100
2	25
3	6.25
4	1.56
5	0.391
6	0.098
7	0.024
8	0.000